

**UNIFORM DRESS AND APPEARANCE REGULATIONS
FOR THE AIR CADET ORGANIZATION
(AP1358C)**



HQAC (ATF) – **FEB 2017**

by authority of HQ Air Command
reviewed by HQAC

INTENTIONALLY BLANK

AMENDMENT LIST RECORD

Amended - **Red** Pending - **Blue**

AMENDMENT LIST		AMENDED BY	DATE AMENDED
NO	DATE ISSUED		
Version 1.01	14 Aug 12	WO Mitchell ATF HQAC	06 Aug 12
Version 1.02	22 Apr 13	WO Mitchell ATF HQAC	15 Mar 13
Version 1.03	11 Nov 13	WO Mitchell ATF HQAC	07 Nov 13
Version 1.04	05 Dec 13	FS Moss ATF HQAC	04 Dec 13
Version 1.05	19 Jun 14	FS Moss ATF HQAC	19 Jun 14
Version 1.06	03 Jul 14	FS Moss ATF HQAC	03 Jul 14
Version 1.07	19 Mar 15	WO Mannion ATF HQAC / WO(ATC) Mundy RWO L&SE	19 Mar 15
Version 2.00	05 Feb 17	WO Mannion ATF HQAC / WO(ATC) Mundy RWO L&SE	05 Feb 17

NOTES FOR USERS

1. This manual supersedes ACP 20B Dress Regulations. All policy letters issued up to and including Dec 11 have been incorporated.
2. Further changes to the Air Cadet Organization Dress Orders will be notified by amendments issued bi-annually or earlier if required.
3. The wearing of military uniform by unauthorised persons is an indictable offence under the Uniforms Act 1894. Offenders are liable to arrest when intending to deceive by purporting to be a military person.
4. Personal Clothing System (PCS) Combat Uniform (CU) will be referred to as PCS-MTP throughout this document.

CONTENTS

Chapter	Title	Page Numbers
1	General Instructions on Uniform Dress and Appearance	5 – 28
2	Air Cadet Organization Orders of Dress (Male personnel)	29 – 70
3	Air Cadet Organization Orders of Dress (Female personnel)	71 – 104
4	Air Cadet Organization Distinguishing Insignia	105 – 142
5	Civilian Instructor and Padre's Orders of Dress (Not complete)	143 – 150
6	Bands – National / Regional / Wing / Sqn Orders of Dress	151 – 174
7	VGS (Male and Female) Orders of Dress	175 - 180

CHAPTER 1
GENERAL INSTRUCTIONS

Contents	Para No
UNIFORM DRESS	
Introduction	0101
Authorised Patterns	0102
Orders of Dress	0103
Scales of Clothing	0104
Initial Outfitting Allowances and Maintenance of Service Clothing	0107
Wearing of Uniform In Public (UK)	0109
Wearing of Uniform By Other Ranks after Discharge	0114
Wearing of Uniform In Foreign Countries	0115
Wearing of Uniform At Private Weddings, Civil Partnership Registrations and Funerals	0116
Wearing of Uniform by Retired RAFVR(T) Officers	0117
Wearing the Uniforms of Voluntary Organizations	0118
Dress for ACO Duty Personnel	0119
Name Badges	0120
Dress for Passengers – Air and Sea Movements	0121
Dress for ADCs	0122
Dress when Off Duty and for Social and Sporting Events	0123
Wearing of Head-Dress	0125
Wearing of Personal Protective Equipment with Uniform	0127
Canes, Pace Sticks and Sashes	0128
Sunglasses	0129

Contents	Para No
Orders, Decorations and Medals	0131
Temporary/National Emblems	0132
Mourning Bands	0134
Female Hosiery	0136
Umbrellas	0137
Cufflinks	0138
Gloves	0139
Stable Belts / Female Money Belts (Optional Extras)	0140
Handbags, Briefcases, Rucksacks, Sport Bags and Holdalls	0141
Boots and Overshoes	0142
Scarves	0143
Ballgowns	0144
Inspection of Kit	0145
Valeting of Uniforms	0146
Safety on Footwear	0147
Introduction of the Progressive Training Syllabus	0148
APPEARANCE	
Growth of Hair & Beards – Male Personnel	0149
Hairdressing – Female Personnel	0152
Nail Varnish & Cosmetics – All Personnel	0154
Wearing of Trinkets & Jewellery – All Personnel	0156
Charity Wristbands	0158

Contents**Para No**

Body Piercing – All Personnel

0159

Tattoos – General Guidance

0160

RELIGIOUS AND CULTURAL CONSIDERATIONS

Sikhs

0163

Muslims

0168

Hindus

0175

Jews

0177

Buddhists

0178

Rastafarians

0179

UNIFORM DRESS

Introduction

0101. The regulations in this publication supersede all previous publications. They apply to all RAFVR(T) commissioned officers, WO (ATC), ACO non-commissioned ranks and cadets serving in the Air Cadet Organization. These regulations do not apply to Regular members of the RAF, RAF (FTRS) or RAFR appointments working within or supporting the ACO who are governed by RAF Dress Regulations contained in AP1358.

Authorised Patterns (QR 194)

0102. The only patterns of dress and insignia to be worn with RAF uniform are those authorised by the Ministry of Defence (Air Force Board Standing Committee (AFBSC)). Badges awarded locally by ATC or CCF Units should not be worn. Patterns and/or specifications for approved items are held by the Defence Clothing Team (DCT). Personnel who obtain items of uniform that they buy from other supplies, other than RAF stores, are responsible for ensuring that they conform to the approved patterns. Personnel are not allowed to wear uniform clothing, even if privately purchased which does not conform to the regulations as laid down herein. The prescribed patterns are to be adhered to and personnel will be responsible for the cost of replacing or restoring to the approved pattern any articles (including footwear) that they alter without authority or which are so altered as a result of their instructions.

Orders of Dress

0103. Chaps 2, 3, 5 and 6 show illustrations and detail individual 'Orders of Dress'. **Guidance on the orders of dress for specific ceremonial and other important occasions is contained in the Annexes to AP1358 Chapter 10 (available from Region Warrant Officers and Wing Warrant Officers).**

Scales of Clothing

0104. RAF GAI 1033 lists the entitlement of free-issue clothing to officers on first appointment and the mandatory items which are to be purchased from their initial outfitting allowances at the appropriate stages of service.

0105. JSP 886 Vol 6 Part 5, details the following scales:

- a. **Scale C704 – C705** – lists entitlement to initial free-issue clothing for ATC Male and Female commissioned ranks.
- b. **Scale C706 – C707** – lists entitlement to free-issue clothing for Warrant Officers (ATC) and SNCO (ATC).
- c. **Scale C708** – lists entitlement to free-issue clothing to ACO Civilian Instructors – Male/Female.
- d. **Scale C709 – C710** – lists entitlement to free-issue clothing to ATC Male and Female Cadets.
- e. **Scale C711** – lists entitlement to initial free-issue to officers and free-issue to Warrant Officers (ATC) of SATTs.
- f. **Scale C712 – C713** – lists entitlement to initial free-issue clothing to CCF (RAF) Male and Female commissioned ranks.
- g. **Scale C714 – C715** – lists entitlement to free-issue clothing to CCF (RAF) Male and Female School Staff Instructors.
- h. **Scale C716 – C717** – lists entitlement to free-issue clothing to CCF (RAF) Male and Female Cadets.
- i. **Scale C718** – lists entitlement to initial free-issue to officers and free-issue to Warrant Officers (ATC), SNCO (ATC) and Students of the ACO Junior Leaders Course.

0106. The military outfitters who are advised of any changes by DCT already know full descriptions and purchase instructions for bespoke items.

Outfitting Allowances and Maintenance of Service Clothing

0107. Officers. On initial appointment, officers and officer cadets of the ACO receive free-issues of certain clothing, with a one-off allowance payable to female officers for the purchase of tights/stockings. An annual allowance for the upkeep of scaled uniform items will be paid to all officers subject to them fulfilling the annual attendance requirement. The payment will be paid directly by HQAC into an individual's bank account in November of each year. All flying, specialist and protective clothing is issued and maintained at public expense.

0108. Non-commissioned Ranks, Civilian Instructors and Cadets. Initial and replacement issues (iaw the time scales held by Supply Squadron) of all ACO personnel uniform clothing, are free of charge, with the exception of premature replacements occasioned by individual neglect or culpability.

Wearing of Uniform in Public (UK)

0109. The wearing of uniform in public demands the highest standards of dress, bearing and behaviour, and all personnel must be aware that they are effectively representing the ACO and the RAF. A higher public profile for the ACO through the wearing of uniform in public should have a positive effect on the ACO in the public eye. It is therefore incumbent upon all those wearing uniform to be aware that it is their duty not to bring the ACO into disrepute as a result of their demeanour or actions, or otherwise to impact adversely on the efficiency or reputation of the ACO.

General

0110. The order of dress on different occasions is set out below:

- a. Uniform is to be worn by all ACO personnel while on duty, except when authority to the contrary is given, and on such other occasions as may be ordered.
- b. The type of uniform to be worn by ACO personnel is laid down in the follow-on chapters of this document. Those RAFVR(T) officers who hold commissions in other branches of the Reserve are to wear the uniform and rank appropriate to their RAFVR(T) commission when on duty with the ACO. Similarly, those WO/SNCO(ATC) who hold positions in other branches of the Reserve are to wear the uniform and rank appropriate to their ATC rank when on duty with the ACO.
- c. A mix of civilian and military clothing is not to be worn or the mixing of military clothing (such as blues and combats). The exception is when travelling by motorcycle/bicycle when it is accepted that uniform does not provide the necessary protection.
- d. All of the occasions outlined below can be changed at the discretion of OC Wg/Wg ExO/Sqn Ldr CCF, HQAC taking into account, for example, security assessments and appropriate single-Service guidance. Security guidelines for the wearing of uniform in public are promulgated in JSP 440 Defence Manual of Security Part 7 Sect 1 Chap 7.

0111. Occasions on which uniform should generally be worn:

- a. On duty within the ACO unit.
- b. On duty outside the ACO unit e.g. ACO and formal military/cadet events and working parties.
- c. Representing the ACO e.g. during visits to affiliates e.g. RAFA, Girls Venture Corps, Scouts etc.
- d. At events sponsored by Service-related organizations e.g. SSAFA Big Brew and RAFA Wings Collection.
- e. Participating in military parades e.g. Battle of Britain, Remembrance Day, Freedom Parades, and Military/State Funerals.
- f. Participating in Royal events e.g. Royal Garden Parties, Reviews, Parades, Investitures, visits and ceremonial parades for foreign Royalty or Head of State.
- g. On specific occasions designated by the OC Wg / Wg Ex O / Sqn Ldr CCF HQAC.

0112. Occasions on which the wearing of uniform is encouraged (subject to OC Wg / Wg Ex O / Sqn Ldr CCF HQAC direction on advice and including security and threat assessments):

- a. Travelling from place of duty to place of duty. Uniform should be worn irrespective of the method of travel e.g. public or private transport or on foot.
- b. Travelling to and from residence to place of duty and visits to civilian amenities e.g. bank, garage, shopping, coffee shops. Uniform may be worn irrespective of the method of travel e.g. public or private transport or on foot.
- c. When authorised by the OC Wg / Wg Ex O / Sqn Ldr CCF HQAC attending events e.g. civil or Service wedding, graduation ceremonies.

0113. Occasions on which uniform is not to be worn:

- a. Visits to licensed premises (including when not consuming alcohol), except when specifically approved through the OC Wg / Wg Ex O / Sqn Ldr CCF HQAC.
- b. Representing a third party e.g. part-time employment outside of working hours.
- c. Functions where fancy dress is worn; the wearing of uniform of obsolete design which is clearly distinguishable from the pattern currently worn is, however, permitted.

- d. Carnival processions and other occasions when the reputation or political impartiality of the ACO might be brought into question (e.g. political meetings).
- e. Hitchhiking.

Wearing of Uniform by other ranks after leaving the ACO (Staff or Cadets)

0114. Non-commissioned ranks are not to wear uniform after leaving the ACO. All items of uniform not privately purchased are to be returned to squadron stores for recycling / disposal via parent unit.

Wearing of Uniform in Foreign Countries

0115. Except when serving with a British Force, ACO personnel are not to wear uniform whilst in a foreign country without having obtained the permission of the Service representative in that country. Such permission will usually be confined to personnel who are employed on duty, or attending Court or State ceremonies to which they have been officially invited. However, exceptionally, and under strict directives given by the appropriate Service Authority, requests to wear uniform for other suitable reasons, such as manoeuvres, weddings, etc, may be submitted for consideration. Such requests are to be submitted/referred to the following Chains of Command, WHQ, RHQ, and HQAC P Staff. For visits organised by ATC Sqns/CCF Sections, TG 3 should be consulted about the wearing of uniform (ACTO 51 explains).

Wearing of Uniform at Private Weddings, Civil Partnership Registrations and Funerals

0116. Subject to OC Wg / Wg Ex O / Sqn Ldr CCF HQAC approval and current security situations, personnel may wear No 1 SD at private weddings, civil partnership registrations and funerals. Prior to the event individuals are to check with their Wg/CCF staff who can liaise with RAFP or MOD Police regarding the current security situation. **See Para 0115** regarding weddings in foreign countries.

Wearing of Uniform by Retired RAFVR(T) Officers.

0117. Occasions when No 1 Service Dress may be worn. Retired officers, who are permitted to retain their rank may wear uniform on the following occasions with prior permission from OC Wg / Wg Ex O / Sqn Ldr CCF HQAC.

- a. When attending:
 - (1) Investitures and Royal Garden Parties.
 - (2) State ceremonial occasions.

- (3) Parades in an official capacity, in connection with the celebration of the Sovereign's birthday.
- (4) Their own wedding or other military weddings when the sponsor requests the wearing of uniform.
- (5) When attending formal Service functions.
- b. When participating in an official capacity, in:
 - (1) Non-Service parades.
 - (2) War Memorial services and associated parades.
- c. When inspecting or visiting:
 - (1) ACO units in an official capacity.
 - (2) Units of the Combined Cadet Force (CCF) on behalf of the Ministry of Defence or Reserve Forces Cadets Associations.
 - (3) Other uniformed youth organisation under a RAF Recognition Scheme.
- d. When holding the appointment of Lord Lieutenant or Deputy Lord Lieutenant of a county, High Sheriff or Sheriff and discharging the duties of that appointment. (Lieutenancy insignia may not be worn on RAF dress but entitled RAF flying badges may be worn on the Lieutenancy dress).

Wearing the Uniform of Voluntary Organizations. (QR J200)

0118. ACO personnel may wear the uniform of non-political voluntary organizations (e.g. St Johns Ambulance Brigade, The Salvation Army, and the Scouts, etc) on appropriate occasions provided there is no interference with Service duties and obligations but they may not wear the uniform of political organizations.

Dress for ACO Duty Personnel

0119. Dress for ACO duty personnel, e.g. Duty Officer, Orderly Officer etc, should be published by Camp Commandants in accordance with HQAC policy (ACP 237 refers). Whilst the wearing of No 1 Service Dress (No 1 SD) is usually to be reserved for ceremonial and formal occasions, OC Wg / Wg Ex O / Sqn Ldr CCF HQAC may authorise its use by duty personnel when they consider this to be appropriate.

Name Badges

0120. ACO personnel are to wear name badges only when attending courses held at the Adult Training Facility at RAFC Cranwell and other recognised training courses that require student's recognition by staff and only worn for duration of the Course. The badge is to be worn centrally above the right breast pocket of the shirt or horizontally 2.5 cm just below the right shoulder pad of the jersey. Name badges of any description are not to be worn on **CS95/PCS-MTP**.

Dress For Passengers – Air and Sea Movements

0121. Dress regulations for air and sea travel will be dependent upon travel method, destination and/or type of move. Details will normally be as detailed in instructions issued by HQAC, Rgnl and Wg HQs to Sqn COs.

Dress for ADCs

0122. As appropriate to their ranks and the occasion, Service uniform may be worn by the RAFVR(T) officer appointed as ADC to the Lord Mayor of the City of London.

Dress When off Duty and For Social and Sporting Events

0123. All ACO personnel should normally wear civilian clothes when they are not required for duty. However, Officers, WO (ATC) and SNCO (ATC) may wear uniform on the following occasions.

- a. At formal functions in an Officers' Mess, Sergeants' Mess or Junior Ranks' Club, when the appropriate form of dress is No 1, 4 or 5 SD uniforms. When attending an informal function in any of these Messes, Officers, WO (ATC) and SNCO (ATC) and Padres/Civilian instructors will wear suitable civilian dress as detailed in Mess Dress Regulations.
- b. At Inter-Service boxing tournaments No 5 Mess Dress is normally worn when formally invited. Dress at RAF boxing tournaments is to be at the discretion of the Station Cdr of host station.

0124. Notwithstanding the above, OC Wg / Wg Ex O / Sqn Ldr CCF HQAC have the discretionary power to order that uniform be worn on particular off-duty occasions, should they consider it necessary, observing the security threat level.

Wearing of Head-dress

0125. When wearing uniform outdoors, on or off base, head-dress is to be worn by all personnel in the following manner:

- a. **No 1 SD Hat.** The No 1 SD hat is to be worn so that the bottom of the hat is 25mm above the eyebrows, the front of the hat level and the badge positioned centrally. The chinstrap is to be taut and positioned to cover the blue seam between the hatband and peak. The No 1 SD hat is not to be worn with CS 95/MTP or other forms of combat dress. Under no circumstances are members of the ACO to wear the No 1 SD hat designed for use by the Queen's Colour Squadron. This includes any of these hats bought privately.
- b. **Field Service Cap.** The field service cap, which is an optional extra at own expense for Officers, WO (ATC) and SNCO (ATC) only, is worn tilted to the right so that that front edge is approximately 25mm above the eyebrows and the side edge is approximately 12mm above the right ear. The material is blue/grey worsted barathea of standard styling for wg cdrs and below; for gp capts the cap is piped in Minerva blue. The field service cap is not to be worn with CS 95 or other forms of combat dress.
- c. **Beret.** The beret is to be worn so that the black band is horizontal around the head and 25mm above the eyebrows. The surplus material is to be pulled down over the right ear and the badge clearly displayed in a position directly above the left eye. The adjustment ribbon is to be secured with a knot and the surplus ends hidden from sight.
- d. **Turbans.** Officers, WO (ATC), SNCO (ATC) and Cadets of Sikh religion may wear turbans of the approved Service pattern and colour, instead of uniform head-dress. The appropriate cap badge is to be fitted centrally on the turban with its base at the apex of the triangle of the headband. When necessary to wear specialist headgear such as combat helmets or flying helmets the turban has to be removed and the patka (mini turban) may be worn.
- e. **Hijabs.** Muslim females may wear Hijabs of the approved pattern and colour under their uniform head-dress except when training or health and safety considerations dictate otherwise. It is worn without cap badge under the hat outdoors and without hat indoors. The hijab is to be worn in such a way that rank slides are visible at all times.
- f. **Yarmulke.** A male member of the Jewish faith may wear a dark plain patterned yarmulke whenever he removes other head-dress.

0126. Hats need not be worn: **(QR 202)**

- a. When indoors at designated place of work.
- b. When in FOD hazard areas.
- c. When attending a church service (female personnel excepted).

- d. Male personnel, other than members of the Jewish faith or of other religions which require the head to be covered on solemn occasions, when in civil or Service courts and when taking oaths, are to have the head uncovered whenever they take oaths. (AP 3265 – Guide to Legal Procedures).
- e. When otherwise ordered.

Wearing of Personal Protective Equipment with Uniform

0127. Personal Protective Equipment can be worn with uniform in the following circumstances:

- a. **Motorcycles and Bicycle Crash Helmets.** When riding motorbikes, personnel are to conform to the law, in or out of uniform and, with the exception of Sikhs wearing turbans, wear approved civilian pattern crash helmets. Personnel may wear civilian pattern cycle helmets when riding bicycles. When in uniform the head-dress appropriate to the uniform worn is to be carried and, once alighted from the motorbike or bicycle, is to replace the crash/cycle helmet before proceeding on foot away from the parked motorbike or bicycle. Similarly, uniform headdress is worn up until the point of return back to the motorbike or bicycle before replacing with the crash/cycle helmet. With the exception of protective head-dress the mixing of uniform and civilian dress is forbidden when riding motorcycles or bicycles; either full uniform or full civilian dress is to be worn.
- b. **Reflective Belts and Hi-Viz Vests/Jackets (private purchase only).** A Reflective Belt can be worn around the waist over the outer clothing layer with normal working dress (No 2 SD and No 7 SD) and other specialist working uniforms (e.g. combat uniform, flying clothing, etc). Use of the belt is not centrally mandated, and can be used by individuals at their own discretion. The majority of use is expected for those travelling to and from work in the hours of darkness, where their use is encouraged for pedestrians or cyclists. However, they are NOT a substitute for Hi-Viz vests and jackets that are worn in defined hazard areas (e.g. Marching Cadets, ac manoeuvring areas, ac loading/unloading, MT yards, Gate Guards, etc).

Pace Sticks, Canes and Sashes

0128. Only the following uniformed personnel are permitted to carry canes or pace sticks in the performance of their drill duties within a parade square. When using these on Military stations, permission is to be obtained through the Station Warrant Officer (or equivalent appointments in other Services).

- a. Pace sticks – by WO (ATC) and SNCO (ATC) drill instructors who have completed the ATF SSDIC course and only when actively engaged in drill instructional duties. The pace stick is not to be painted, altered or defaced in any way that results in a deviation from the original pattern and colour (traditionally rosewood or light mahogany).
- b. Canes may only be carried by the CACWO and Regional WOs. The CACWO is authorised to carry a cane at all ACO events and in the performance of his/her duties. Regional WOs are authorised to carry a cane in the performance of his/her duties within their own region. The colour is to be dark Oak.

NOTE. Chief of Air Staff's Warrant Officer (Rosewood cane).

Station Warrant Officers (Black cane).

Command Warrant Officer (Reserves), **Corps Warrant Officer RAF Regt and Provost Marshall's Warrant Officer** (Ash cane).

- c. Pace sticks may be carried by the Wing WOs in the performance of his/her duties within their wing.
- d. ACO personnel are not authorised to carry any type of swagger sticks.
- e. ACO personnel are not authorised to wear sashes.

Sunglasses

0129. Occasions for Wear. Epidemiological evidence exists which links sunlight exposure to certain eye diseases. Where the OC Wg / Wg Ex O / CCF CC is aware of a hazard to health through exposure to sunlight, as a consequence of duty, an individual may be permitted to wear Service issue (if scaled) or suitably styled civilian purchased UV blocking sunglasses as follows:

- a. **VGS Personnel** engaged in flying duties are to adhere to current flying safety regulations. On all other occasions they are to adhere to the rules below.
- b. **Non VGS Personnel.** On health and safety grounds, suitable civilian purchased sunglasses may be worn with uniform, outdoors, both in UK and overseas. For similar reasons, personnel employed on Service duties such as air traffic control and driving duties, etc, may wear sunglasses (Camp Comdt for all ACO personnel through Stn Cdrs). On all other occasions discretion to be used by OC Wg / Wg Ex O / CCF CC.
- c. **Medically Prescribed Tinted Spectacle and Sunglasses.** Non-Service issue prescription tinted spectacles or sunglasses, prescribed for health reasons, may be worn with uniform at all times either in the UK or overseas. However, in style and colour, they are to accord with the instructions detailed in Para 0130, b, below.
- d. **Parades.** Non-prescription sunglasses are not to be worn on parade / formal occasions unless specifically authorised.

0130. Authorised Patterns. Only the following pattern of sunglasses are authorised for wear with uniform:

- a. **Service Issue Sunglasses.** Only those ACO personnel engaged on Flying Duties are entitled to Service issue sunglasses (one pair); these are available through the normal supply chain.
- b. **Civilian Sunglasses.** At the discretion of OC Wg / Wg Ex O / Sqn Ldr CCF or CC at camp (with Stn Cdrs permission) civilian glasses of a plain

sober pattern may be worn with uniform. They are to be unobtrusive in style and neither eccentric nor “eye catching”. Frames are to be of standard style and colour; bright or multi-coloured frames are not permitted. Lenses are not to be mirrored and are to be of a dark colour similar to the Service issue.

Orders, Decorations and Medals

0131. Orders, decorations and medals are to be worn with uniform on the occasions indicated in AP1358 Chapter 10 and as prescribed in AP1358 Chapter 8.

Temporary/National Emblems

0132. No unauthorised ornament or emblem is to be worn with uniform. The following exceptions are permitted:

- a. **Royal British Legion / Poppy Scotland Poppy.** The poppy may be worn from the onset of sales and until the National and local observations have concluded. Only the conventional paper poppy is to be worn on ceremonial dress and on parades (with the exception of personnel on ceremonial duties at The Cenotaph on Remembrance Sunday). The paper poppy may be removed at the discretion of a parade commander where it is possible for it to be inadvertently knocked off by arms drill. On working dress and combat uniform, subject to working environment (such as FOD risks), a plain enamel poppy badge of dimensions not exceeding 2.5cm (1”) may be worn as described in para 0133. The plain enamel badge may be worn with Mess dress at the discretion of the PMC or CMC accordingly. Only one poppy, paper or enamel, is to be worn on the outermost garment. Poppies are not to be affixed to head dress.
- b. The national flower or emblem on St George’s, St Andrew’s, St David’s and St Patrick’s Day, according to nationality; NOT to be worn on parade.

0133. Emblems (including the poppy) should be of conventional dimensions and are to be worn immediately above the right breast pocket (or inserted in the button hole) of the No 1 SD jacket and in the corresponding position on warm-weather dresses, jerseys and combat uniform. When worn with the greatcoat it is to be worn on the left lapel. In order to avoid damaging the waterproof materials, emblems are not to be worn with the GPJ or wet weather outerwear.

Mourning Bands (QR J196)

0134. Royal mourning (previously known as Court Mourning) is not generally observed by the armed forces. With the exception of private mourning (see (g) below) only officers and WO (ATC) are to wear mourning bands. During periods for which national mourning (previously known as Service Mourning) is ordered (QR J172), they are to wear bands, only in the following orders of dress and on the occasions listed below. A mourning band is a piece of black crepe 3¼ inches wide. It is worn on the left sleeve, positioned so that the bottom of the band lies two inches above the elbow.

- a. **A mourning band is only worn on a No 1 uniform.**
- b. Unless otherwise indicated by the family, officers attending Service funerals in uniform are to wear a mourning band. Officers on duty at these

events will also wear mourning bands, whether in the procession, acting as ushers, or in another capacity. These rules apply to officers attending associated memorial services held on the same day.

c. Officers who wear plain clothes on duty during a period of National mourning are recommended to wear black ties.

d. WO (ATC) attending Service funerals in uniform, or acting as ushers are to wear mourning bands. They are not to wear them if they are on duty, in the procession (including bearer parties), lining the route or elsewhere. These rules apply to WO (ATC) attending associated memorial services held on the same day.

e. Mourning bands are not to be worn at any other memorial services or other ceremonies such as the unveiling of memorials and Remembrance services.

f. When ordered by a Commanding Officer, for example following the death of a member of the unit, or at reception ceremonies related to the repatriation of a body or remains, mourning bands are to be worn by officers and WO (ATC) only, and in accordance with the instructions at (a)-(c) above. Bearer parties are not to wear mourning bands.

g. When, exceptionally, ACO personnel wear uniform in private mourning (for example at a family funeral) they may wear a mourning band if so desired. This is the only occasion on which ACO personnel below the rank of WO (ATC) may wear mourning bands.

0135. The Ministry of Defence will issue instructions for the observation of National mourning. Mourning bands are to be demanded through HQAC Logs 1b.

Female Hosiery

0136. The approved uniform dress hose colour is as follows:

a. **In UK.** Nearly black stockings or tights are to be worn with the No 2 SD skirt. When on parade in No 1 SD Skirt, 15 Denier – Nearly Black stockings or tights or are to be worn (available through M&S and other outlets). Black issue socks are worn with No 1 SD and No 2 SD trousers.

b. **Warm Weather Areas.** Beige hosiery is to be worn with No 6 SD (KD) skirts and frocks (Overseas Sqns only). When wearing blue uniform the rules above apply.

Optional Dress Items

0137. Umbrellas. Personal umbrellas may be carried for use by all personnel whilst in uniform, except when on parade or participating in other ceremonial occasions. They are to be plain handled and black in colour.

0138. Cufflinks. Cufflinks prescribed for officers and WOs with formal orders of dress are to be plain gold or have similar appearance. WO (ATC) and SNCO (ATC) may also wear cuff links of this specification with the optional version of No 4 & 5 dress. Service related cufflinks (for example, the RAF Benevolent Fund heart roundel) may be worn by all ranks with No 2A dress, subject to Wing discretion only.

0139. Gloves.

a. **Officers & WO (ATC).** Regardless of season, Officers and WO (ATC) are to wear brown leather gloves on the following occasions:

(1) On all parades in No 1 SD.

(2) When ordered on ceremonial and other formal occasions. Additionally, brown gloves may be worn or carried when in No 1 SD (unconnected with ceremonial) or working dress.

b. **SNCO (ATC).** Personnel may wear official pattern black leather gloves when ordered on ceremonial and other formal occasions. Additionally, black leather gloves may be worn or carried when in No 1 dress (unconnected with ceremonial) and working dress.

c. **Cadets.** Black leather gloves may be worn in cold weather. White gloves (not gauntlets) are to be worn by all bearers and escorts when parading Banners

0140. Stable Belts / Female Money Belts / Drill Instructors White Belts (Optional Extras).

a. The only recognised stable belts permitted for wear with uniform are the RAF stable belts. All styles of belt are optional extras, available for all male and female personnel of the ACO and purchased at private expense. Additionally, females may continue to wear the approved 'optional' blue woven money (purse) belt. Unless otherwise ordered, stable belts or female money belts may only be worn with No 2A, 2B, 2C. (7A and 7B SD overseas Sqns only). Additionally, stable belts may be worn with No 3 Dress.

b. Stable belts and money belts are not to be worn outside of jerseys or jackets at any time. The new RAF stable belt can now be worn by all members of the ACO.

c. The RAF Regiment stable belt / RAF Police stable belt can only be worn by ex-members of the RAF Regiment / RAF Police.

d. The Drill Instructors White Courlene belt / slides fitted with the locket and union RAF Chrome clasp buckle, may be worn with No1 and 2 dress only by ATF qualified Drill Instructors whilst on drill duties only. This is the only belt that may be worn over the Jumper. It is not to be worn with CS95 or PCS-MTP. (This is not issued or obtained through RAF Supply).

Note: Any other type of authorised ACO ceremonial parades must only use the simple brass and sliders only through demand for official occasions.

0141. Handbags, Brief Cases, Rucksacks, Sports Bags and Holdalls.

- a. **Handbags.** Except on parade and when in field clothing (CS95, DPM, etc) **only female** personnel may carry Service-issue handbags when wearing all other forms of RAF uniform. They are to be carried either over the left shoulder with the adjustable strap fully extended, or in the left hand if the strap is shortened by means of the press-studs.
- b. **Brief Cases.** Brief cases may be used, but they are to be of plain dark colour. Brief cases are to be carried in manner to permit the paying of compliments when necessary.
- c. **Rucksacks, Sports Bags & Holdalls.** Personnel may use plain, dark colour rucksacks, sports bags. Any logos are to be discreet. When carried over the shoulder they are to be worn in a manner to permit the paying of compliments when necessary. ACO personnel including RAFVR(T) Officers are not authorised to use the RAF issue rucksack.

0142. Boots and Overshoes. Except when on parade, in snow or icy conditions personnel may wear civilian-type boots, overshoes or wellingtons with uniform. The footwear is to be plain black with a heel not exceeding 37mm. They are to be made of rubber, leather or plastic and extend no higher than the base of the knee. This form of footwear is only permitted for outside wear, standard issue footwear is to be worn inside.

0143. Scarves. Except when on parade, a plain black scarf may be worn with No 2 uniform outer garments. The scarf is to be folded so that no more than 1 inch (2.5 cms) is visible above the neck of the outer garment.

0144. Ballgowns. At the discretion of the OC Wg / Wg Ex O / Sqn Ldr CCF / CCF CC, with permission from the PMC or CMC as appropriate, female officers, WO (ATC) and SNCO (ATC) may wear ball gowns at Officers' Mess and Sgts' Mess formal balls and Guest nights.

0145. Inspections of Kit. (QR212). The OC Wg / Wg Ex O / CCF CC is responsible for the standard of dress of all personnel under his command and may order inspections of Service issue items of kit whenever necessary for the maintenance of a satisfactory standard.

0146. Valeting of Uniforms

The following points are to be noted:

- a. The styling of uniform items is not to be altered by ironing in pleats or creases.
- b. Jacket sleeves are constructed to meet the physical silhouette of the arm in repose. When the arm is held stiffly in the "attention", ironed creases merely accentuate the distortion of the back of the jacket. Sleeves should be lightly pressed, using a damp cloth to iron out any lateral creases. This can be best achieved by using a sleeve board where available.
- c. Trousers creases are to be ironed into the front and rear of trouser legs top to bottom. Skirt creases to be ironed out using a steam iron and damp cloth.

Safety on Footwear.

0147. Footwear studded or tipped with ferrous metal also steel toe caps are not to be worn in dangerous areas. A dangerous area may be defined as any location where a flammable liquid vapour can produce a flammable air mixture. The following are the principal examples of dangerous areas on RAF stations:

- a. Kerbside pumps and fuelling points.
- b. Aircraft parks where refuelling or defuelling takes place.
- c. Stocks of flammable liquids in cans or drums.
- d. All parts of a fuel installation through which fuel is passed.
- e. Workshops, spraying bays, packing bays etc where solvents or spirits are in use, liquid oxygen bags and GRP (glass reinforced plastic) bags.

0148. Introduction of the Progressive Training Syllabus. The new Progressive Training Syllabus (PTS) is being introduced wef 01 Jan 17 along with a new system of badges. To allow for conversion between those with old syllabus qualifications and badges there will be a transition period lasting until 31 Mar 18 by which time it is expected that cadets will either have gained new progressive syllabus qualifications and badges or have timed out:

- a. Qualifications gained prior to the launch will continue to use the old badging positions until the end of the qualification period or replacement new progressive syllabus badges have been achieved, whichever is the sooner.
- b. Once a new, progressive syllabus qualification has been gained the positions for all badges on the brassard must change to those shown in para 0434 for the Progressive Training Syllabus. If required, old style badges which will not fit the new allocated positions should be changed for the appropriate new syllabus badge, taking advice from subject specialists where necessary to identify the correct level of award.
- c. Any qualifications gained after the launch date will be to the new ACATI / ACTOs and the corresponding PTS badges must be issued. Under no circumstances are older badges to be provided to cadets following the launch.
- d. As of 01 Apr 18 all badges shown on the brassard and jersey must be from the progressive training syllabus only.

APPEARANCE

Growth of Hair and Beards - Male Personnel. (QR209 & 210).

0149. Hair. The hair of the head is to be well cut and trimmed. Sideburns are to be short and well-trimmed and are not to extend below a line running through the midpoint of the ear. Extreme styles of haircuts and colouring are not permitted. If the hair is dyed or highlighted, the colour chosen is to be natural and in a uniform shade appropriate to the individual.

0150. Beards. All male personnel are to be clean-shaven when in uniform. Beards may only be permitted on religious grounds or when specially authorised by OC Wg / Wg Ex O / Sqn Ldr CCF on medical grounds under the provisions of AP 1269. The beard is to be a full one and it is to be kept short and neatly trimmed. For occupational or exercise reasons, where a hazard clearly exists, personnel authorised to wear beards on religious or medical grounds may be ordered to modify or remove facial hair to such an extent as to enable the correct wearing of safety equipment (flying equipment). However, during routine training or exercises the beard may remain unshaven. ACO personnel and applicants for uniformed appointments who wish to remain unshaven are to obtain a medical certificate to the effect that shaving will be injurious to health. The certificate is to be forwarded to HQAC through the Rgnl Comdt, OC Wg or Sqn Ldr CCF, who are to add their recommendations. Subject to such recommendations, authority will then be granted for applicants to remain unshaven for a maximum period of 2 years. This recommendation is then reviewed / renewed every 2 years.

0151. Moustaches. If a moustache is worn, the entire upper lip is to be unshaven and the moustache is not to extend below or past the edge of the mouth. The OC Wg / Wg Ex O / CCF OC Test shall be the arbiter upon what is or is not an acceptable style or length.

Hairdressing - Female Personnel.

0152. Female personnel are to arrange their hair in a manner that permits the Service Dress cap to be worn correctly; hair is not to show under the front or peak of the cap and the style is to be kept neat and no longer than the bottom edge of the collar at the back of the Service jacket. Extreme styles of haircuts and colouring are not permitted, if the hair is dyed or highlighted, the colour chosen is to be natural and in a uniform shade appropriate to the individual. Narrow fabric covered hair bands (scrunches) may be worn with working dress, but must be inconspicuous and either of a similar colour to the hair or black. Fabric hair bands are not to be worn on parade. Combs, when worn, must be plain and of a similar colour to the wearer's hair. Exceptionally, when required on tasks or training which requires them to wear safety equipment, females with long hair may wear their hair in a ponytail if this facilitates safe fitting of such items. When the need to wear this equipment has passed, the hair must be put up. The OC Wg / Wg Ex O / CCF OC Test shall be the arbiter upon what is or is not an acceptable style or length of cut.

0153. In addition to the provisions of Para 0149, female VGS personnel who are required to wear flying helmets in the performance of their VGS duties are to wear their hair in a manner which:

- a. Is sufficiently short that the fit and stability of their flying helmet.
- b. Allows the hair to fit completely and comfortably inside their flying helmet without the use of hairpins, clips or other hair-restraining device that might constitute an operational or flight safety hazard.

Nail Varnish & Cosmetics

0154. Males. When in uniform male personnel are forbidden from wearing nail varnish and cosmetics of any nature.

0155. Females. When in uniform female personnel are forbidden to use brightly coloured nail varnish and cosmetics of a conspicuous nature. Mixed nail colours and non-traditional colours such as blue, green, silver, black etc, are not permitted; only neutral colours are allowed. The OC Wg / Wg Ex O / CCF OC Test shall be the arbiters upon what is or is not an acceptable colour. When flying on any aircraft that requires the use of oxygen masks, the wearing of cosmetics of any kind is forbidden.

Wearing of Trinkets & Jewellery

0156. Males. In the case of male personnel, the wearing of watch-chains and trinkets in such a manner as to be seen is not permitted when wearing uniform. The wearing of a wedding ring and/or one other plain signet or precious metal ring is permitted. A watch of inconspicuous style may also be worn. Thumb rings and tie pins are not permitted. Earrings are not to be worn.

0157. Females. The prohibition in Para 0152 is equally applied to female personnel who are similarly forbidden to wear jewellery when in uniform. They may, however wear a wedding and/or engagement ring plus one other plain metal ring. Thumb rings are not permitted. A watch of inconspicuous style may also be worn. Additionally, if ears are pierced, one small, unobtrusive plain yellow gold spherical stud earring may be worn in each ear lobe at all times except when on parade.

0158. Charity Wristbands. Policy regarding the wearing of charity wristbands is reviewed annually. Personnel may wear either of the following wristbands with No 2 and No 3 dress variants, RAFA, RAFBF and the Help the Heroes wristband In addition to those already listed cadets only, may wear the RAFA Youth wristband. Wristbands are not to be worn with formal orders of dress or for any other dress Inspections. The OC Wing / Sqn Ldr CCF HQAC shall be the arbiter upon what is or not an appropriate environment or occasion to wear charity wristbands.

Body Piercing.

0159. All Personnel. Where any part of the body, other than the ear lobe for women, has been pierced or prepared, whether for any ring, stud or sleeper, no such items are to be worn when on duty. Similarly, when not in uniform but on duty or representing the ACO, the wearing of body piercing jewellery, trinkets or rings etc is not permitted, nor at any time when it may be seen to hold the ACO in disrepute or adversely reflect upon the RAF. This ruling includes tongue studs.

Tattooing – General Guidance (AP3392 Vol 5)

0160. The ACO require personnel to present a high standard of appearance when on and off duty irrespective of the fashions prevailing amongst the civilian population. Tattoos and henna style markings should not to be visible when on a formal ceremonial parade, if they are not covered by the uniform they are to be concealed cosmetically or by adhesive plaster of an appropriate skin tone. Visible Tattoos and henna style markings are permitted in normal routine (e.g. Parade nights) as long as they adhere to Para 0161.

0161. Tattooing is to be discouraged, and unacceptable tattoos or henna markings, whether ordinarily visible or not are not permitted. Such tattoos are defined as being any tattoo(s), excessive in size or number, obscene or offensive (e.g. racist, profane, blasphemous, anti-Semitic, overtly sexist, homophobic, drugs-related or of an extreme political nature). **The OC Wg / Wg Ex O / CCF OC Test shall be the arbiter upon what is or is not acceptable.**

0162. Detailed rulings and administrative instructions on tattooing are contained in AP 3392 Vol 5.

RELIGIOUS AND CULTURAL CONSIDERATIONS

Sikhs

0163. General. ACO personnel, whether male or female, who are adherent of the Sikh religion (Keshadharis) are to wear standard pattern uniforms and adhere to standard ACO dress policy and instructions, with the following exceptions.

- a. Hair and beard may remain uncut, provided that the operational effectiveness and H&S is not jeopardized, such as when it is required to wear occupational and operational equipment such as respirators, oxygen masks, combat/vehicle/flying helmets, hard hats, scuba masks, etc. When a hazard clearly exists, the hair and/or beard is to be modified to the degree necessary for effectively wearing the required equipment.
- b. In addition to uncut hair, four other symbolic requirements of the Sikh religion are authorized to be worn by both male and female ACO Sikh personnel, with all orders of dress (see para 0165). Should a conflict arise between the requirements to wear safety or operational items of clothing and equipment and these religious symbols, the manner and location of wearing these symbols are to be adjusted, or they are to be removed. Unit commanders retain the right to order the manner of this adjustment or removal as necessary to meet valid safety and operational requirements, although such orders should take account of the sensitivity of the issue.
- c. A turban (or patka) may be worn by male and female ACO Sikh personnel with all orders of dress, subject to safety and operational considerations (see para 0163a above) when engaged in training. Adherents of the Sikh religion are to, when deemed essential, cover their head with a patka or other customary clothing item over which they are to wear headdress (including combat helmets) and other items of military equipment as ordered by the commanding officer.

0164. The Right to Retain Headdress. Except as otherwise provided by para 0163, a turban worn by RAF Sikh personnel is not to be removed while wearing uniform. Similarly, when on duty wearing civilian clothing, a civilian turban is not to be removed. There is no requirement for cap badges to be removed from turbans when in uniform (including No5 dress), nor should turbans have cap badges fitted when in civilian clothes. Specifically, such headdress is not to be removed:

- a. On parade, when others are removing theirs.
- b. By a member of the bearer party at a military funeral.

- c. During the administration of the Oath of Allegiance by an attesting officer.
- d. When entering a consecrated building.
- e. When entering a mess or dining hall.
- f. At formal or informal functions, when the removal of headdress might otherwise be considered appropriate.

0165. Symbolic Requirements. Adherents of the Sikh religion are permitted to, subject to the provisions of para 0163, observe the following five symbolic requirements:

- a. Kesh – leave hair on the head, face and body uncut.
- b. Kanga - wear a comb.
- c. Kara - wear an iron bangle (bracelet).
- d. Kacha - wear under-drawers of a specific design.
- e. Kirpan - wear a symbolic dagger with an overall length (including handle and sheath) not exceeding 23 cm (9 inches).

0166. Colour of Turbans. The colour of turban worn with RAF uniform is Dark Blue.

0167. Method of Wear. The following instructions are not intended to detail the method of styling hair, of wearing the comb or of winding the turban. Instead they provide sufficient direction to ensure uniformity of dress amongst Sikh male and female Service personnel. Accordingly, symbols and associated badges are to be worn as follows:

- a. **Turban.** Worn in a low, Sikh conventional manner, with the final winding right over left on the forehead. If ribbons are worn, their lower edge shall be 2 cm (3/4 inch) from the lowest edge of the turban at the sides of the head, and crossed right over left at the centre of the forehead. The ribbons are to be secured on the turban by tucking their ends into the folds at the front and rear. The cloth is to be long enough to provide five overlapping layers to the left of the turban.
- b. **Cap Badge.** Worn centrally on the front of the turban. The badge is to be locally modified to provide a brooch fastener to secure it to the cloth.

- c. **Patka.** A traditional Sikh cloth head-covering worn when a turban is not suitable, such as under combat, flying or diving helmets, or during sports or strenuous physical activity.
- d. **Kesh (Hair).** Sikh men can wear their beards and their hair long in accordance with the Sikh tradition. Uncut hair is to be tied in a knot at the crown of the head. Fully practising Sikhs are required to keep their hair, including facial hair, uncut and may choose to keep their uncut beard open and flowing or folded and tied under the chin. Beards must be kept neat and tidy. Female members who elect not to wear a turban or patka are to wear their hair styled in a bun at the rear of the head to facilitate the proper wearing of standard head-dress.
- e. **Kanga (Comb).** Worn concealed in the hair.
- f. **Kara (Bangle or Bracelet).** Worn on the right wrist.
- g. **Kirpan (Dagger).** The Kirpan is to remain sheathed, except for religious occasions and for cleaning purposes. The sheathed Kirpan, worn under the outer shirt or jacket, is to be supported by a black cloth sling, slung from the right shoulder to the left side. Should the Kirpan interfere with the wearing of uniform accoutrements or equipment, it may be slung from the left shoulder and worn on the right side.

Muslims

0168. Beards. Male adherents of the Muslim faith may wear a full beard that may remain uncut and worn in accordance with Islamic tradition provided that safety is not jeopardized when it is required to wear occupational and operational equipment such as respirators, oxygen masks combat/vehicle/flying helmets, hard hats, scuba masks, etc. When a hazard clearly exists, the hair and/or beard is to be modified to the degree necessary for wearing the required equipment.

0169. Covering of Legs and Arms. For Muslim women the issue of covering legs and arms can be important. For this reason, female adherents of the Muslim faith may wear trousers (for example track suit trousers or service dress trousers) when other personnel might wear shorts or skirts. They are permitted to be scaled for and wear trousers in all orders of dress (including when on parade) that usually require a skirt to be worn, and wear shirts with the sleeves rolled down when shirt sleeve order is in force. Where it is practical and appropriate, swimwear (at the individual's own expense) that is in keeping with Muslim requirements for modesty may be worn.

0170. Hijab. A hijab may be worn by Muslim female personnel with all orders of dress, subject to the safety considerations in para 0168 above. When engaged in training, adherents of the Muslim religion are to, when deemed essential, wear helmets and other items of equipment as ordered by the commanding officer. It should be noted that Muslim women will always wear a hijab for prayer.

0171. Hijab Specification. The principal of modesty and dignity is to be respected which includes covering the head, neck and collar bones. The hijab is to be black in colour, worn without a cap badge and is to be without pattern or embellishments to the edge (i.e. tassels). It is not to exceed 100 cm x 100 cm in size and may be worn outside or inside uniform (particularly where H&S issues are a factor). A design suitable for wearing when participating in sport may

also be worn where practical. Procurement of both items is to be a local matter and an initial issue of three hijabs and three sports hijabs may be purchased locally and replaced as required.

0172. Cravats. Muslim females may wear a cravat with normal headdress (beret or cap) when in uniform that requires an open neck (i.e. shirt sleeve order or warm weather parade dress). The colour of the cravat is to match as far as possible the colour of the shirt or jacket. Procurement of cravats is to be arranged on the same basis and scale as Hijabs.

0173. Niqab, Jilbab and Burkhas. Wearing any of these items while on duty is likely to affect the practical nature of military duties, present security difficulties and therefore impact on operational effectiveness. None of these items of dress are permitted while on duty.

0174. Symbolic Requirements. Adherents of the Muslim religion are permitted to, subject to the provisions of Para 0168; observe the following symbolic requirements:

- a. **Taweez/Ta'wiz.** An amulet or locket containing verses from the Koran worn concealed around the neck.

Hindus

0175. Wrist Bands – Rakhi. Rakhi (sacred thread) are worn by both males and females. They are given by close family relatives at the Raksha (protection) Bandhan (to tie) festival, viewed as sacred threads and are worn around the wrist (usually) but are sometimes worn around the neck. Where practical, Hindus should be permitted to wear Rakhi providing they do not compromise operational effectiveness or H&S.

0176. Tilak (or Tilaki). Hindus may be allowed to wear a mark on their forehead (tilak) where it does not affect operational effectiveness.

Jews

0177. Yarmulke. A male member of the Jewish faith may wear a dark, plain pattern yarmulke whenever he removes other headdress. Synthetic materials are to be worn and while wool/linen mixture in textiles is recognised as an issue to some, there are no items of current military clothing that contain this mix of materials.

Buddhists

0178. In uniform, Buddhists are permitted to wear the following items providing that they do not compromise operational effectiveness or H&S:

- a. **Protection and Blessing Strings.** Given by a Venerable Monk or Nun, strings are tied round the wrist as a blessing. The string or cord is symbolic of remaining within the protection of a compassionate embrace. The string or cord is to be worn without ornaments or charms.

- b. **Mala (Prayer Beads).** A mala is a set of 21 or 27 or 54 beads worn around the wrist and used for keeping count while reciting, chanting or mentally repeating mantras. Mala worn in uniform should be plain, wooden and unobtrusive without ornaments or charms.

Rastafarians

0179. Hair. Male Rastafarian hair is to follow the same general rules for other ACO personnel in that it is to be neat and tidy and not of an exaggerated nature. Dreadlocks are not to reach the jacket collar and must allow all types of military headdress to be worn in the correct manner without compromising their purpose. Female Rastafarian hair is to follow the same rules for other female personnel.

0180. Beards. Rastafarian males may wear a full beard in accordance with the Rastafarian tradition. provided that the safety is not jeopardized when it is required to wear occupational and operational equipment such as respirators, oxygen masks combat/vehicle/flying helmets, hard hats, scuba masks, etc. When a hazard clearly exists, the hair and/or beard is to be modified to the degree necessary for wearing the required equipment.

CHAPTER 2

ACO ORDERS OF DRESS - MALE PERSONNEL

CHAPTER 2

Contents	Para No
Introduction	
No 1 Service Dress	0201 - 0209
Occasions for Wear & Authorised Ensemble	
<i>Illustration</i> - No 1 Service Dress (No 1 SD)	
Orders of Dress - No 1 SD	
No 2 Service Working Dress	0210 - 0218
Occasions for Wear & Authorised Ensemble	
<i>Illustration</i> - No 2 (Full) Service Working Dress (No 2 SD)	
Orders of Dress - No 2 (Full) Service Working Dress (No 2 SD)	
<i>Illustration</i> - No 2A (Long Sleeve) Routine Working Dress	
Orders of Dress - No 2A (Long Sleeve) Routine Working Dress	
<i>Illustration</i> – No 2B (Short Sleeve) Routine Working Dress – Adult Uniformed Staff only	
Orders of Dress - No 2B (Short Sleeve) Routine Working Dress	
<i>Illustration</i> – No 2C (Cadets) Routine Working Dress	
Orders of Dress - No 2C (Cadets) Routine Working Dress	
No 3 Service Dress – Field Clothing	0219 - 0226
Occasions for Wear & Authorised Ensemble	
<i>Illustration</i> – Combat Soldier 95 (CS 95)	
Orders of Dress – CS 95/PCS-MTP	
<i>Illustration</i> – Personal Clothing System – Multi Terrain Pattern (PCS-MTP)	
Orders of Dress – PCS-MTP	

Contents

Para No

No 4 Service Dress - Optional Mess Dress

0227

Occasions For Wear & Authorised Ensemble

Illustration – No 4 Optional Mess Dress

Orders of Dress – No 4 Optional Mess Dress

No 5 Service Dress – Mess Dress

0228 - 0238

Occasions For Wear & Authorised Ensemble

Illustration – No 5 Mess Dress

Orders of Dress – No 5 Mess Dress

No 6, 7 & 8 Service Dress (Warm Weather Areas) - RESIDENT SQN STAFF AND CADETS AT OVERSEAS UNITS ONLY (CYPRUS AND GIBRALTAR)

0239 - 0241

Dates of Changeover

No 6 Service Dress - Occasions For Wear

No 7 Service Dress (Warm Weather Areas) - RESIDENT SQN STAFF AND CADETS AT OVERSEAS UNITS ONLY (CYPRUS AND GIBRALTAR)

0242 – 0243

No 7A Service Dress - Occasions For Wear & Authorised Ensemble

Illustration – No 7A Routine Dress – Male All Ranks

Orders of Dress – No 7A Dress – Male All Ranks

No 8 Service Dress - Mess Dress -Warm Weather Areas - RESIDENT SQN STAFF AT OVERSEAS UNITS ONLY (CYPRUS AND GIBRALTAR)

0244 – 0247

No 8 Mess Dress - Occasions For Wear & Authorised Ensemble

Illustration – No 8 Mess Dress

Orders of Dress – No 8 & 8A Mess Dress

Outerwear

Illustration - General Purpose Jacket, Gortex & Jeltex Rainwear, Greatcoat – All Ranks

Chapter 2 – Introduction

This chapter illustrates, through a selection of explanatory notes and illustrations the various orders of dress for male ACO personnel and stipulates the occasions on which each type of uniform should be worn. Male officers, WO (ATC), SNCO (ATC) and cadets of the ACO are to comply with the orders of dress.

No 1 Service Dress Uniforms – Male Officers, WO/ SNCO (ATC) and Cadets

0201. Occasions for Wear. The No 1 SD is to be worn on all formal and ceremonial occasions as ordered by MOD or Commanders in Chief (CINCs). Additionally, although No 1 SD is not normally worn on parade or formal occasions by those below the appointment of Wing Warrant Officer (ATC), OC Wg / Wg Ex O / Sqn Ldr CCF have the discretionary power to authorise its wear at other times. Before authorising its wear OC Wg / Wg Ex O / Sqn Ldr CCF are to ensure that all adult staff on parade or attending the formal occasion are similarly attired to maintain uniformity.

- a. **Cadets.** The standard airman's No 1 SD only will be worn by nominated cadets who are allowed No 1 SD uniform on the following occasions:
 - (1) On initial appointment as Lord Lieutenant's Cadet and whilst undertaking ceremonial duties or functions in that capacity where No 1 SD Uniform is considered the appropriate standard of dress. Lord Lieutenant's Cadets are to wear No 2 SD on all other occasions.
 - (2) ACO Representative Cadet attending the National Remembrance Service (Royal Albert Hall). ACO Banner Bearers are however encouraged to wear No 2 SD to enable full range of arm movements and maintain appropriate control of the banner.
 - (3) Graduate Cadets and Qualified Junior Leaders Cadets attending the Junior Leaders Graduation Dinner on the authority of Wg Cdr TG (Typically worn as No4 Interim Mess Dress – See paras 0227 & 0328 for order of dress).
 - (4) On appointment as RAF College Commandant's Cadet and whilst undertaking ceremonial duties or functions where No 1 SD is considered the appropriate standard of dress on the authority of Commandant Air Cadets.
 - (5) Individual cadets nominated to attend Special Functions or ceremonies where No 1 SD Uniform is considered the appropriate standard of dress. Authority for these individuals is to be sought from the following; for National Events, COS AC through Logs 1b HQAC, all other events the appropriate Regional Comdt or Wg Cdr CCF HQAC for CCF (RAF) sections.
 - (6) With the exception of the cadet nominated by the Lord Mayor of the City of London all Mayoral Cadets are to parade at the Senior Officer's discretion in either No 2 SD or No 2A SD only.
 - (7) With the exception of the cadet nominated as the RAF College Commandant's Cadet for duties as detailed in sub-para 0201a(4), all Station Officer Cadets are to parade at the Senior Officer's discretion in either No 2 SD or No 2A SD only.

Authorised Ensemble

0202. Hat. Only the service issue No 1 SD hat may be worn, as follows:

- b. **Officers.** Gp Cpts and above wear a hat with an embellished patent peak; Wg Cdrs and below have a cloth-covered peak.
- c. **WO(ATC).** The WO(ATC) hat has an anodised badge depicting an eagle above laurel leaves, surmounted by a crown in lieu of the airmen's badge. (Only issued to RWO and WWOs).
- d. **SNCO(ATC).** Optional - Only the standard airman's No 1 SD hat, with a black patent peak and sewn on hat RAF cloth badge is to be worn by all ACO non-commissioned ranks when wearing No 1 SD uniform.
- e. **Cadets.** Restricted - Cadets wear the standard airman's No 1 SD hat, with a black patent peak ensuring the correct ATC / CCF (RAF) cap badge is affixed and only worn by nominated cadets who are allowed No 1 SD uniform on the occasions as detailed in para 0201.

0203. Jacket & Trousers. The No 1 SD uniform is manufactured as a suit, from the same length of fabric; therefore the jacket from one issue should not be worn with the trousers of another. All commissioned ranks and RWOs, WWOs and Corps Bandmaster wear the same style jacket. However, the following variations are approved:

- a. The Lord Mayor of the City of London ACO ADC is entitled to wear aiguillettes when on ADC duties, with plain shoulder boards/straps.
- b. WO and SNCO (ATC) can wear a part worn No 1 uniform (must be of the current design pattern). FS & Sgt(ATC) will retain the eagle shoulder badge whilst WO(ATC) are to remove the eagle shoulder badge in line with the badging policy for RWO/WWOs. Trousers must match the jacket colour tone. These are not issue items and are not to be demanded through the RAF.
- c. Where cadets are authorised to wear No 1 SD (see para 0201) they will wear part worn airman's No 1 uniform of the current design pattern regardless of rank. **Trousers must match the jacket colour tone.** These are not issue items and are not to be demanded through the RAF. All original badges must be removed and replaced with the correct ATC / CCF badges as detailed in para 0425 & 0426.

0204. Ironing of No 1 SD. The styling of the jacket is not to be altered by ironing-in pleats or creases. Uniform jacket sleeves are constructed to meet the physical silhouette of the arm in repose. When the arm is held stiffly in the "attention", ironed-in creases merely accentuate the distortion of the back of the jacket. Sleeves should only be lightly pressed, using a damp cloth, to iron out lateral creases; this can be best achieved by using a sleeve board. The No 1 SD trousers are to be worn with pressed in creases, front and back, extending the full length of each leg.

0205. Shirt. The Service issue long-sleeved wedgwood blue shirt is to be worn. It is to be worn with creases pressed in on each sleeve running from the centre of the epaulette to the cuff.

0206. Tie. A plain black Service issue tie is to be worn, secured with a windsor knot. Chaplains may wear a clerical collar with a spade stock.

0207. Shoes. Highly polished black leather Oxford pattern shoes are to be worn by officers and WO (ATC). All other ranks are to wear DMS shoes.

0208. Gloves. Brown Service issue leather gloves are to be worn by officers and WO (ATC) when on parade and at other times as ordered. White gloves are to be worn if handling the Corps Banner. If ordered, FS/Sgt(ATC) and cadets are to wear issue black leather issue gloves. Personnel may be required to wear white cotton gloves on certain ceremonial occasions.

0209. Blue Sash. No ACO personnel are authorised to wear the sash.

No 1 SERVICE DRESS UNIFORM (No 1 SD) – MALE OFFICERS, WO(ATC), SNCO(ATC) AND CADETS

ANNODISED VR(T) OR ATC INSIGNIA MUST BE WORN AT ALL TIMES BY VR(T) AND WO/SNCO(ATC)



Officer RAFVR(T)



WO(ATC)



FS/SGT(ATC)
Optional not issue



Cadet
Restricted wear. See para 0201 for occasions and authority.

ORDERS OF DRESS – No 1 SERVICE DRESS UNIFORM – MALE OFFICERS, WO(ATC), SNCO(ATC) AND CADETS

Short Description and Occasions for Wear	Uniform Items	Notes
<p>No 1 Service Dress Uniform</p> <p>(No 1 SD)</p> <p>Reserved for parades, ceremonial and other formal occasions, as ordered.</p>	<p>Hat: No 1 SD Hat.</p> <p>Jacket: No 1 SD.</p> <p>Trousers: No1 SD Trousers (Note 1).</p> <p>Shirt: Issue Long sleeve Wedgwood Blue.</p> <p>Tie: Black Issue.</p> <p>Shoes: Black issue, highly polished oxfords for officers and WO, DMS for other ranks.</p> <p>Gloves: Brown leather for officers and WO (ATC), other ranks are to wear black issue leather. (Note 2-3-4)</p>	<ol style="list-style-type: none"> 1. To ensure correct hanging of the trousers, braces are to be worn. 2. Regardless of season, officers, WO (ATC) are to wear brown leather gloves on parades when in No 1 SD and when ordered on other ceremonial and formal occasions. Additionally, brown gloves may be worn or carried when in No 1 SD unconnected with ceremonial. 3. On certain occasions white cotton gloves and white belts will be worn by detailed personnel. 4. On special Ceremonial occasions, approved only by HQAC, swords may be carried by officers (only when all cadets are armed with weapons) and they must wear white gloves only with their uniform. (Sword drill training to be carried out by qualified DI (ARMS) instructors only).

No 2 Service Working Dress – Male Officers, WO/SNCO (ATC) and Cadets.

0210. Occasions for Wear. Except where a specific order of dress has been prescribed, the following types of No 2 Service Working Dress are permitted:

- a. **No 2 (Full) Service Working Dress Uniform (No 2 SD).** 2 SD is long sleeve shirt, tie and Jersey. All personnel may wear No 2 SD indoors and outdoors, as a routine working dress, throughout the year.
- b. **No 2A (Long Sleeved) Routine Working Dress Uniform (No 2A SD).** No 2A SD is long sleeve shirt no jersey mode and is always worn with tie. All personnel may wear No 2A dress, indoors and outdoors, as a routine working dress, throughout the year.
- c. **No 2B (Short Sleeved) Routine Working Dress Uniform (No 2B SD).** No 2B SD is short sleeve shirt mode and is never worn with tie. All personnel except Cadets may wear No 2B dress, indoors and outdoors, as a routine working dress, throughout the year.
- d. **No 2C (Restricted to cadets). Routine Working Dress Uniform (No 2C SD).** No 2C SD is long sleeve dark blue shirt mode and can be worn with sleeves rolled up or down, and is never worn with tie. Only cadets may wear No 2C SD, indoors and outdoors, as a routine working dress, throughout the year.

Illustrations and relevant Orders of dress are detailed at the end of this section

No 2 Service Working Dress – Authorised Ensemble

0211. Hat.

- a. **Officers.** Are to wear officer No1 SD hat as issued with appropriate badge, or optional field service cap.
- b. **Officer Cadets.** Officer Cadets wear No1 SD hat with a white band over the black mohair band when attending ATF OIC. The white band will be issued to them on arrival at RAF Cranwell to conform with the RAF College Regulations.
- c. **RWO / WWO.** Are to wear WO No1 SD hat as issued with appropriate badge, or optional field service cap.
 - a. **WO / SNCO(ATC).** Are to wear a beret. The WO No 1 SD hat or field service cap are optional for WO(ATC), airmen's No 1 SD hat or field service cap are optional for SNCO(ATC). However, these have to be purchased from non-service sources and must be of a current service pattern but not QCS style.
- d. **Cadets.** All cadet ranks wear a beret only.

0212. Jersey. Issue V or crew neck jersey. Stable belts are not to be worn outside the jersey. When worn with GPJ the bottom of the jersey is not to protrude below the waistband of the jacket.

0213. Trousers. Only the Service issue No 2 SD trousers are to be worn. They are to be worn with pressed in creases front and back, extending the full length of each leg.

0214. Shirts.

a. **Long-sleeved shirt.** Only the Service issue long sleeved wedgwood blue shirt is to be worn with No 2 and 2A SD. It is to be worn with creases pressed in on each sleeve running from the centre of the epaulette to the cuff. Sleeves are never rolled up. **A tie must be worn.**

b. **Short Sleeved shirt (Uniformed Adult Staff only - Not to be worn by Cadets).** Only the Service issue short-sleeved wedgwood blue shirt is to be worn with No 2B SD. It is to be worn with creases pressed in on each sleeve running from the centre of the epaulette to the sleeve end. **The short-sleeved shirt may be worn under a jersey with the mandatory addition of a tie.**

c. **Dark Blue Working Shirt.** RAF dark blue working shirt, No 2C SD is authorised for wear, throughout the year, by cadets. It is to be worn with creases pressed in on each sleeve running from the centre of the epaulette to the cuff. Sleeves may be rolled up. A tie is never worn with this shirt.

0215. Footwear. Issue black oxfords or DMS shoes may be worn by Officers and WO (ATC). Other ranks wear DMS. Black socks are to be worn.

0216. Belts. The blue/grey issue belt is to worn with No 2A, 2B and 2C SD. Optionally, unless otherwise ordered, authorised pattern stable belts may be worn (See Para 0139 for details). The Stable belt is not to be worn over the top of the blue/grey issue belt. A belt must be worn at all times.

0217. Gloves. Issue brown leather for officers & WO (ATC), issue black leather for SNCO (ATC) and cadets.

0218. Blue Leather Flying Jacket. A blue leather flying jacket of the standard approved pattern may be purchased at personal expense and worn with No 2 SD by male and female Officers, WOs (ATC) and SNCOs (ATC). If worn, the jacket zip slider is to be zipped up to at least 10cm from the top zip stop. (in accordance with **RAF GAI 6076**)

No 2 (FULL) SERVICE WORKING DRESS UNIFORM (No 2 SD) – MALE OFFICERS, WO / SNCO (ATC) AND CADETS

**ANNODISED VR(T) OR ATC INSIGNIA MUST BE WORN AT ALL TIMES
BY VR(T) AND WO/SNCO(ATC)**



Officer RAFVR(T)

Image Pending

WO/FS/SGT (ATC)



Sikh Cadet With Turban (Keshki)
(also shown is the Kara (Iron Bracelet).
The remaining Ks stay hidden. See
page 18 of ACP2 for details)



Cadet

ORDERS OF DRESS - No 2 (FULL) SERVICE WORKING DRESS UNIFORM – MALE OFFICERS, WO / SNCO (ATC) AND CADETS

Short Description and Occasions for Wear	Authorised Uniform Items	Notes
<p>No 2 (Full) Service Working Dress Uniform</p> <p>(No 2 SD)</p> <p>A long sleeve shirt and tie is to be worn with a Jersey.</p>	<p>Hat: No 1 SD for officers and RWO / WWOs (Note 1 & 2). Beret for other ranks.</p> <p>Shirt: Issue long sleeve wedgwood blue.</p> <p>Tie: Black Issue.</p> <p>Jersey: Issue blue/grey v or crew neck.</p> <p>Trousers: No 2 SD.</p> <p>Belt: Blue/grey issue or optional Stable Belt (Note 3).</p> <p>Shoes: Black issue, highly polished oxfords or DMS for officers and WO (ATC), DMS for other ranks. (Note 6)</p> <p>Socks: Black issue. (Note 6)</p> <p>Jacket: Issue blue Jeltex rain jacket. (Note 4)</p> <p>Gloves: Brown leather for officers and WO (ATC), black leather issue for other ranks. (Note 5)</p> <p>Rank Badges (Note 7):</p> <p>NCOs - Blue rank slides only.</p> <p>Officers - Blue Composite Braid (Mounted on a wedgwood blue colour slide where required)</p>	<ol style="list-style-type: none"> 1. Officers may wear optional field service cap. 2. Optional No1 SD hat and field service cap for WO / SNCO (ATC). 3. The stable belt is not to be worn on the outside of the jersey. 4. The General Purpose Jacket is optional for Officers & WO/SNCO (ATC). Only the jeltex jacket can be worn by cadets. For inclement weather, if worn, the jacket zip slider is to be zipped up to at least 10cm from the top zip stop 5. Optional for inclement weather. Gloves can only be worn with jersey or outerwear. 6. Cadets are not issued socks or DMS shoes. Private purchase only. 7. RAF Regiment/Police or any form of embroidered epaulette slides are not to be worn with No 2 dress.

No 2A (LONG SLEEVED) ROUTINE WORKING DRESS (No 2A SD) – MALE ALL RANKS

**ANNODISED VR(T) OR ATC INSIGNIA MUST BE WORN AT ALL TIMES BY VR(T) AND
WO/SNCO(ATC)**



Officer RAFVR(T)



WO/FS/SGT(ATC)

Image Pending

Image Pending



Cadet



EITHER GREY BELT OR STABLE BELT CAN BE WORN BY ANY RANK

ORDER OF DRESS - No 2A (LONG SLEEVED) ROUTINE WORKING DRESS – MALE

Short Description and Occasions for Wear	Authorised Uniform Items	Notes
<p>No 2A (Long Sleeved) Routine Working Dress</p> <p>(No 2A SD)</p> <p>There is only one mode of No 2A SD - long sleeve shirt with tie and no jersey.</p> <p>Unless otherwise ordered, can be worn as a routine working dress, indoors and outdoors all year round.</p>	<p>Hat: No 1 SD for officers and RWO / WWOs (Note 1 & 2). Beret for other ranks.</p> <p>Shirt: Issue long sleeve wedgwood blue (Note 3).</p> <p>Tie: Black issue (Note 4).</p> <p>Trousers: No 2 SD.</p> <p>Belt: Blue/grey issue or optional Stable Belt.</p> <p>Shoes: Black issue, highly polished oxfords or DMS for officers and WO, DMS for other ranks.</p> <p>Socks: Black issue. (Note 5)</p> <p>Jacket: Issue blue Jeltex rain jacket. (Note 6)</p> <p>Gloves: Brown leather for officers and WO (ATC), black leather issue for other ranks (Note 7).</p> <p>Rank Badges (Note 8):</p> <p>NCOs - Blue rank slides only.</p> <p>Officers - Blue Composite Braid (Mounted on a wedgwood blue colour slide where required)</p>	<ol style="list-style-type: none"> 1. Officers may wear optional No 1 SD Hat or field service cap. 2. Optional No1 SD hat and field service cap for WO / SNCO (ATC). 3. Under no circumstances, even in the working place, are shirtsleeves to be rolled up. 4. A tie is always to be worn with No 2A Dress. 5. Cadets are not issued sock or DMS shoes private purchase only. 6. For inclement weather, the General Purpose Jacket is optional for Officers & WO/SNCO (ATC). If worn, the jacket zip slider is to be zipped up to at least 10cm from the top zip stop. Only the jeltex jacket can be worn by cadets. 7. Optional for inclement weather. Gloves can only be worn with jersey or outerwear. 8. RAF Regiment/Police or any form of embroidered epaulette slides are not to be worn with No 2 dress.

**No 2B (SHORT SLEEVED) ROUTINE WORKING DRESS (No 2B SD) – MALE – UNIFORMED ADULT STAFF ONLY
NOT TO BE WORN BY CADETS**

ANNODISED VR(T) OR ATC INSIGNIA MUST BE WORN AT ALL TIMES BY VR(T) AND WO/SNCO(ATC)



Officer RAFVR(T)

**EITHER GREY BELT OR
STABLE BELT CAN BE
WORN BY ANY RANK**



WO/FS/SGT(ATC)

**ORDER OF DRESS - No 2B (SHORT SLEEVED) ROUTINE WORKING DRESS – MALE – UNIFORMED ADULT STAFF ONLY
NOT TO BE WORN BY CADETS**

Short Description and Occasions for Wear	Authorised Uniform Items	Notes
<p>No 2B – (Short Sleeved) Routine Working Dress</p> <p>(No 2B SD)</p> <p>No 2B SD is a short sleeve dress mode.</p> <p>Unless otherwise ordered, can be worn indoors and outdoors all year round</p>	<p>Hat: No 1 SD for officers and RWO / WWOs (Note 1 & 2). Beret for other ranks.</p> <p>Shirt: Issue short sleeve wedgwood blue shirt (Note 3).</p> <p>Trousers: No 2 SD.</p> <p>Belt: Blue/grey issue or optional Stable Belt.</p> <p>Shoes: Black issue, highly polished oxfords or DMS for officers and WO (ATC), DMS for other ranks.</p> <p>Socks: Black issue.</p> <p>Jacket: Issue blue Jeltex rain jacket. (Note 4)</p> <p>Gloves: Brown leather for officers and WO (ATC), black leather issue for other ranks (Note 5).</p> <p>Rank Badges (Note 7):</p> <p>NCOs - Blue rank slides only.</p> <p>Officers - Blue Composite Braid (Mounted on a wedgwood blue colour slide where required)</p>	<ol style="list-style-type: none"> 1. Officers may wear optional field service cap. 2. Optional No1 SD hat and field service cap for WO / SNCO (ATC). 3. A tie is never worn with the short sleeve shirt unless the jersey is worn (see para 0214). 4. A Jersey is not to be worn as part of No2B SD (see para 0214 for exception). 5. The General Purpose Jacket is optional for Officers & WO/ SNCO (ATC). Only the jeltex jacket can be worn by cadets. For inclement weather, if worn, the jacket zip slider is to be zipped up to at least 10cm from the top zip stop. 6. Optional for inclement weather. Gloves can only be worn with outerwear. 7. RAF Regiment/Police or any form of embroidered epaulette slides are not to be worn with No 2 dress.

No 2C ROUTINE WORKING DRESS (No 2C SD) – MALE – CADETS ONLY

EITHER GREY BELT OR STABLE BELT CAN BE WORN BY ANY RANK

ALL BRASSARDS TO BE WORN OUTSIDE THE TURNUP ON SHIRTS WHEN ROLLED ABOVE ELBOW AND NEVER TO BE WORN WITH CS 95 or PCS/MTP



ORDER OF DRESS – No 2C ROUTINE WORKING DRESS – CADET ONLY

Short Description and Occasions for Wear	Authorised Uniform Items	Notes
<p>No 2C Routine Working Dress</p> <p>(No 2C SD)</p> <p>Unless otherwise ordered, can be worn all year round by cadets only.</p>	<p>Hat: Beret.</p> <p>Shirt: Issue long sleeve dark blue working shirt (Note 1).</p> <p>Trousers: No 2 SD.</p> <p>Belt: Blue/grey issue or optional Stable Belt.</p> <p>Shoes: Black DMS. (Note 5)</p> <p>Socks: Black. (Note 5)</p> <p>Jersey: Issue blue/grey v or crew neck only (Note 2)</p> <p>Jacket: Issue blue jeltex rain jacket only (Note 3)</p> <p>Gloves: Black leather issue (Note 4)</p> <p>Rank Badges: Blue rank slides only (Note 6)</p>	<ol style="list-style-type: none"> 1. Not to be worn with a tie on any occasion, sleeves may be rolled up above the elbow. Only the top (collar) button is to be undone. If worn, under vests are not to be visible. 2. Optional for inclement weather. If worn, shirt collar is to be unbuttoned and worn external to the jersey neck. 3. Only in inclement weather. If worn, the jacket zip slider is to be zipped up to at least 10cm from the top zip stop. 4. Optional but only when jersey or outerwear is worn. 5. Cadets are not issued sock or DMS shoes private purchase only. 6. RAF Regiment/Police or any form of embroidered epaulette slides are not to be worn with No 2 dress.

No 3 Service Dress – Field Clothing Introduction

0219. General. No 3 Service Dress covers all forms of field exercise clothing, including the Combat Soldier 95 (CS95) DPM and PCS-MTP range. Field exercise clothing is defined as clothing that is required to be worn for training and exercises. CS95 / PCS-MTP is not issued as part of the initial kitting scale for either male or female personnel except for those scaled in JSP 886.

0220. No 3 Service Dress Badges & Insignia.

All CS95 jackets and shirts are to be worn with the following standard insignia:

- a. The union jack emblem, when worn, is to be positioned centrally 5cm below the shoulder seam on the left arm.
- b. The embroidered RAF identity patch (RAFVR(T) Officers only) and the Air Cadets patch (WO / SNCO (ATC) and cadets) is to be affixed centrally and immediately above the right-hand breast pocket of the CS95 field jacket and shirts only. The green patch measures 16cm x 3cm and is embroidered in black.
- c. The RAF Tactical Recognition Flash (TRF) replicates the colours of the RAF Stable belt. It is to be worn by RAFVR(T) officers only.
- d. The ACO Staff Formation Flash replicates the colours of the RAF Stable belt with the addition of an eagle and 'AIR CADETS' embroidered in black on the ACO Staff Flash. It is to be worn by WO / SNCO(ATC) only.
- e. The ACO Cadet Formation Flash is green with a Viking glider, RAF roundel and 'AIR CADETS' embroidered in black. It is to be worn by all cadets.
- f. The TRF/Formation Flash is to be sewn centrally on the right sleeve with the top edge 7.5cms below the shoulder seam.
- g. See chapter 4 for additional guidance on placement and for other flashes such as **aircrew wings/brevets**, Junior Leaders or Small Arms Training Teams.

All PCS-MTP jackets and shirts are to be worn with the following standard insignia:

- a. The union jack emblem is to be positioned with the upper corners meeting the edges of the left badging plate.
- b. The embroidered RAF identity patch (RAFVR(T) Officers only) and the Air Cadets patch (WO / SNCO (ATC) and cadets) is not currently worn with PCS-MTP iaw AP1358.
- c. The RAF Tactical Recognition Flash (TRF) replicates the colours of the RAF Stable belt. It is to be worn by RAFVR(T) officers only.

- d. The ACO Staff Formation Flash replicates the colours of the RAF Stable belt with the addition of an eagle and 'AIR CADETS' embroidered in black on the ACO Staff Flash. It is to be worn by WO / SNCO(ATC) only.
- e. The ACO Cadet Formation Flash is green with a Viking glider, RAF roundel and 'AIR CADETS' embroidered in black. It is to be worn by all cadets.
- f. The TRF/Formation Flash is to be sewn centrally on the right badging plate (see Chapter 4 pages 123-124). Where badging plates already have the RAF TRF sewn on iaw AP1358 operational criteria they can remain in this position.
- g. See chapter 4 for additional guidance on placement and for other flashes such as **aircrew wings/brevets**, Junior Leaders or Small Arms Training Teams.

Embroidered name badges are not worn on CS95/PCS-MTP. All other authorised insignia or badges are to appear below these emblems. All other forms of authorised trade badges, qualification badges, emblems and insignia for wear with field clothing are detailed in Chap 4. Only those rank slides, badges and insignia contained herein and / or approved by the RAF Dress Policy Committee (DPC) may be affixed to CS95/PCS-MTP.

Dress Regulations - Combat Soldier 95 (CS95) / PCS-MTP

0221. Occasions for Wear. CS95/PCS-MTP is to be worn for certain types of training and public duties for the Armed Forces (e.g. Public self-generated fund raising activities, Leadership courses and exercises). **It is emphasised, however that the ACO remains predominately a blue uniformed organization. CCF (RAF) Sections will be expected to wear No 2 SD unless a new standing authority to wear CS95/PCS-MTP routinely is given by the Comdt Air Cadets – this decision cannot be made by officers from other services. Furthermore, ACO personnel should not wear accoutrements affiliating them to non-RAF organizations such as regimental stable belts, berets and badges; only ACO approved variants are permitted. Civilian Instructors/ Padres are not to wear CS95/PCS-MTP or any other DPM clothing. They are to wear appropriate / equivalent hard-wearing civilian clothing.**

0222. Variations in CS95/PCS-MTP dress. Variations will be subject to exercise/training requirements, location and climate; the necessary mode will be decided upon through the relevant OC Wg / Wg Ex O / Sqn Ldr CCF HQAC. CS95/PCS-MTP is never to be worn mixed together or in a combination with any other uniform modes.

- a. **Public Duties.** Special dispensation in the wearing of polo type shirts with unit logos for public duties such as Air Shows/County Shows must be given at regional level. Berets/baseball logo hats must be worn unless in a designated FOD zone. Baseball hats are not to be worn within military establishments when not actively engaged in the duty for which they were issued. Compliments must still be given when berets are worn.
- b. **Skill at Arms Instructor Courses.** Civilian Instructors attending Skill at Arms Instructor courses may wear CS95/PCS-MTP during training periods and ranges only. It is not to be worn outside the training environment eg. transit to and from messes and accommodation on Military units. When worn CIs will conform to the full dress regulations as per cadets, including beret and ATC beret badge.

0223. CS95 Authorised Ensemble. When authorised to wear and except where a specific order of dress has been prescribed through the OC Wg / Wg Ex O / Sqn Ldr CCF HQAC, only the approved CS95 ensemble, as detailed below, is to be worn. Appropriate RAFVR(T) or ATC Insignia must be worn at all times. Other items of operational clothing issued for specific operations outside the UK are not to be worn in the UK. Illustrations and relevant orders of dress are detailed at the end of this section. CS95 ensemble comprises:

- a. **Head-dress.** The service issue beret is the only head-dress to be worn, with appropriate hat badge by all ranks.
- b. **DPM Field Jacket.** The front rank epaulette is to display blue rank slides for NCOs and Blue Composite Braid (mounted on an appropriate colour background where required) for Officers, including the appropriate VRT/ATC insignia as issued. **The hood is to be rolled neatly when not in use.**
- c. **DPM Lightweight Combat Suit (L/W Jacket & Trousers).** **The front rank epaulette is to display blue rank slides as described in para 0223b. Trousers hems are to be bloused over the top of the boot using either the fitted draw cords or privately purchased twists.**
- d. **T-Shirt.** All year round wear under garment of an appropriate colour (Olive Green, Brown or Black). Unit insignia should not be visible.
- e. **OG Norwegian Shirt.** Under garment for cold conditions.
- f. **Fleece Liner (OG/DPM).** Cold conditions undergarment, or suitable mid layer, not to be worn as outer layer.
- g. **DPM Moisture Vapour Permeable (MVP) Suit.** Lightweight Gortex waterproof jacket and trousers.
- h. **Gloves.** Black gloves, appropriate to the task.
- i. **Boots.** Black combat style boot.

Note: Black boots, DPM Moisture Vapour Permeable (MVP) suit, fleece (green) and the Norwegian shirts remain authorised and can be worn by individuals with either CS95 or PCS-MTP.

0224. Valeting of CS95

- a. **Lightweight Trousers.** The CS95 trousers are to be worn with pressed-in creases, front and back, extending the full length of each leg.
- b. **Lightweight Shirt.** The shirt is always to be worn, with creases pressed in on each sleeve, running from the centre of the shoulder to the cuff.
- c. **Field Jacket/Smock.** The smock is to be ironed flat without creases.

0225. PCS-MTP Authorised Ensemble. When authorised to wear and except where a specific order of dress has been prescribed through the OC Wg / Wg Ex O / Sqn Ldr CCF HQAC, only the approved PCS-MTP ensemble, as detailed below, is to be worn. Appropriate RAFVR(T) or ATC Insignia must be worn at all times. Other items of operational clothing issued for specific operations outside the UK are not to be worn in the UK. Illustrations and relevant orders of dress are detailed at the end of this section. **PCS-MTP** ensemble comprises:

- a. **Head-dress.** The service issue beret is the **only** head-dress to be worn, with appropriate hat badge by all ranks.
- b. **MTP Field Jacket/Windproof Smock.** The front rank epaulette is to display blue rank slides for NCOs and Blue Composite Braid (mounted on an appropriate colour background where required) for Officers, including the appropriate VRT/ATC insignia as issued. **The hood is to be rolled neatly when not in use.**
- c. **MTP Lightweight Combat Suit (Lightweight Jacket & Trousers).** **The front rank epaulette is to display blue rank slides as described in para 0225b.** 'In barracks' the l/w jacket is to be worn tucked into the trousers; due to the limitations of the current design, the sleeves are normally to be worn down. However, where the activity or temperature dictates, sleeves can be rolled up temporarily at the discretion of the individual. Where personnel are engaged in training or exercises and where high activity levels can be expected to be encountered at short notice, the jacket is to be worn outside the trousers with the sleeves down. **Trouser hems are to be bloused over the top of the boot using either the fitted draw cords or privately purchased twists.**
- d. **MTP Barracks Shirt.** This garment is a lighter version of the jacket without the additional padding in the sleeves being designed to be worn within the office and camp environment. It has not been authorised by the RAF and is not to be worn by ACO personnel whilst on duty.
- e. **T-Shirt.** All year round wear under garment of an appropriate colour (Olive Green, Brown or Black). Unit insignia should not be visible.
- f. **Thermal Shirt.** Cold conditions undergarment worn under the lightweight jacket.
- g. **Thermal Smock.** Cold conditions undergarment, or suitable mid layer, not to be worn as outer layer.
- h. **MTP / DPM Moisture Vapour Permeable (MVP) Suit.** Lightweight Gortex waterproof jacket and trousers.
- i. **Gloves.** Black leather waterproof with wrist strap, appropriate to the task.
- j. **Boots.** Black or Brown combat style boot. The desert boot may be worn by ACO personnel resident at overseas units, or on camp, in Cyprus and Gibraltar.
- k. **UBACS.** The Under Body Armour Combat Shirt (UBACS) is not to be worn by ACO personnel whilst on duty.

0226. Valeting of PCS-MTP

- a. **Trousers.** The trousers are to be ironed flat without creases.
- b. **Lightweight Shirt.** The shirt is to be worn pressed flat, without creases in either the sleeve or body of the garment except at the collar which is to **be** pressed flat against the body of the shirt.
- c. **Field Jacket/Smock.** The smock is to be ironed flat without creases.

COMBAT SOLDIER 95 (CS95) – ROUTINE WEAR - ALL RANKS, MALE & FEMALE

ANNODISED VR(T) OR ATC INSIGNIA MUST BE WORN AT ALL TIMES BY VR(T) AND WO/SNCO(ATC)



**Normal Wear L/W Jacket -
sleeves Down**



**Warm Weather- sleeves up
(beware of sunburn)**

**Stable Belt can be worn as
barrack / unit dress and for
non physical activities by
any rank**

**Green belt must be worn at
all other times.**



Field Jacket



**Affixed centrally above right breast
pocket for RAFVR(T) officers combat 95 only**



**Affixed centrally above right breast pocket for other
members of uniformed staff combat 95 only**

ORDER OF DRESS COMBAT SOLDIER 95 (CS95) – MALE & FEMALE

Short Description and Occasion for Wear	All Ranks Male & Female	Notes
<p>Combat Solider 95 (CS95)</p> <p>When authorised (See para 0223)</p> <p>Order of dress will be as detailed by OC Wg / Wg Ex O / Sqn Ldr CCF HQAC</p>	<p>Hat: Beret (Note 1)</p> <p>T-Shirt: (Note 2)</p> <p>L/W Jacket: DPM (Notes 3 & 6)</p> <p>Field Jacket: DPM (Note 6)</p> <p>Trousers: DPM (Note 8)</p> <p>Belt: OG Webbing belt (Note 4)</p> <p>Fleece Liner: Olive Green (Note 5)</p> <p>MPV Suit: DPM waterproof gortex jacket & trousers</p> <p>Gloves: Black gloves, appropriate to the task</p> <p>Boots: Black combat style boot</p> <p>Rank Badges (Note 9):</p> <p>NCOs - Blue rank slides only.</p> <p>Officers - Blue Composite Braid (Mounted on a CS95 colour slide where required)</p>	<p>1. Beret is to be worn by all ranks when there is no requirement to wear a helmet. Not all cadets can wear combat helmets because of their weight and size. Therefore other forms of safety helmets may be used as necessary as long as they meet health & safety requirements.</p> <p>2. Not to be worn as an outer layer unless authorised by local command for work of a limited duration.</p> <p>3. Worn tucked into trousers. Sleeves may be rolled above the elbows unless otherwise directed by local command, during hot weather conditions when off base (in the field). The local commander also may authorise the shirt to be worn outside the waistband, during extremely hot weather conditions when off base (in the field).</p> <p>4. Stable belts may be worn as an item of routine working dress, but they are not to be worn in the field or on exercise. Belts are not to be worn external to the field jacket.</p> <p>5. Not to be worn as an outer layer.</p> <p>6. Badges. Only those authorised by the RAF DPC.</p> <p>7. Brassards are not to be worn.</p> <p>8. The trouser legs are to be bloused by either utilising the ties on the trouser or using trouser twists.</p> <p>9. RAF Regiment/Police or any form of embroidered epaulette slides are not to be worn with No 3 dress.</p>

PERSONAL CLOTHING SYSTEM-MULTI TERRAIN PATTERN (PCS-MTP) – ROUTINE WEAR - ALL RANKS, MALE & FEMALE

**ANNODISED VR(T) OR ATC INSIGNIA MUST BE WORN AT ALL TIMES BY VR(T) AND
WO/SNCO(ATC)**



**Officers RAFVR(T)
Normal Wear L/W Jacket -sleeves down**



**WO/FS/SGTs(ATC)
Normal Wear L/W
Jacket -sleeves Down**



**Warm Weather-
sleeves up
(beware of sunburn)**



**Normal Wear L/W
Jacket -sleeves down**



**Cadets
Field Jacket**

**Stable Belt can be worn as barrack / unit dress and for non physical activities by any rank.
Green belt must be worn at all other times.**

ORDER OF DRESS PCS-MTP – MALE & FEMALE

Short Description and Occasion for Wear	All Ranks Male & Female	Notes
<p>Personal Clothing System-Multi Terrain Pattern (PCS-MTP)</p> <p>When authorised (See para 0223)</p> <p>Order of dress will be as detailed by OC Wg / Wg Ex O / Sqn Ldr CCF HQAC</p>	<p>Hat: Beret (Note 1)</p> <p>T-Shirt: (Notes 2 & 10)</p> <p>L/W Jacket: PCS-MTP (Notes 3 & 6)</p> <p>Field Jacket: PCS-MTP (Note 6)</p> <p>Trousers: PCS-MTP (Note 8)</p> <p>Belt: Belt (Notes 4 & 10)</p> <p>Thermal Shirt: Khaki micro fleece (Notes 5 & 10)</p> <p>Thermal Smock: Khaki shell fleece (Notes 5 & 10)</p> <p>MPV Suit: waterproof gortex jacket & trousers either CS 95/PCS-MTP for bad weather conditions.</p> <p>Gloves: Black gloves, appropriate to the task</p> <p>Boots: Black or brown combat style boot (No desert boots allowed unless resident or on camp at Cyprus or Gibraltar)</p> <p>Rank Badges (Note 9):</p> <p>NCOs - Blue rank slides only.</p> <p>Officers - Blue Composite Braid (Mounted on a MTP colour slide where required)</p>	<ol style="list-style-type: none"> 1. Beret is to be worn by all ranks when there is no requirement to wear a helmet. Not all cadets can wear combat helmets because of their weight and size. Therefore other forms of safety helmets may be used as necessary as long as they meet health & safety requirements. 2. Not to be worn as an outer layer unless authorised by local command for work of a limited duration. 3. Worn tucked into trousers. The local commander also may authorise the shirt to be worn outside the waistband, during extremely hot weather conditions when off base (in the field) only. 4. Stable belts may be worn as an item of routine working dress, but they are not to be worn in the field or on exercise. Belts are not to be worn external to the field jacket. 5. Not to be worn as an outer layer. 6. Badges. Only those authorised by the RAF DPC. 7. Brassards are not to be worn. 8. The trouser legs are to be bloused by either utilising the ties on the trouser or using trouser twists. 9. RAF Regiment/Police or any form of embroidered epaulette slides are not to be worn with No 3 dress. 10. CS95 items are fully compatible with PCS-MTP and will remain in use as long as stocks are available.

No 4 Service Dress (Optional Mess Dress) Male All Ranks

0227. The order of dress is the same as for No 1 SD except that a plain white shirt with normal collar and black bow tie replaces the wedgwood blue shirt. Medals are not worn.

**ANNODISED VR(T) OR ATC INSIGNIA MUST BE WORN
AT ALL TIMES BY VR(T) AND WO/SNCO(ATC)**



ORDER OF DRESS - No 4 OPTIONAL MESS DRESS – MALE ALL RANKS

Short Description and Occasions for Wear	Authorised Uniform Items	Notes
<p>Service Dress - Optional Mess Dress</p> <p>(No 4 SD)</p> <p>This is an interim mess dress for:</p> <ol style="list-style-type: none"> 1. RAFVR(T) officers who do not possess a No 5 Dress. 2. WO / SNCO (ATC) who do not possess a No 5 Dress. 	<p>No 1 SD excepting:</p> <p>Shirt: Plain white collared attached (Wing collars are not permitted)</p> <p>Tie: Black bow tie only no other unit version to be worn.</p> <p>Shoes: Black patent evening, Oxford or DMS.</p> <p>Medals are not worn unless Royalty is present</p>	

No 5 Mess Dress (No 5 SD) – Male Officers RAF and RAFVR(T), Warrant Officers / SNCO (ATC)

0228. Occasions for Wear. This is an optional purchase item for RAFVR(T) officers, WO / SNCO (ATC). It is reserved in the main as an evening or mess dress and is worn by commissioned officers, WO and SNCO at formal evening functions e.g. dining-in nights and guest nights. It may also be worn by retired officers only. Badges of rank are to be worn as follows:

- a. **Officers.** Full width gold ranking lace, appropriate to their rank, is worn on both sleeves of the RAF No 5 SD, the centre of the braid being 9.5 cm (3 ¾") from bottom of the cuff as prescribed for No 1 SD. Retired officers wear the badges of rank as recorded when they retired..
- b. **WO and SNCO (ATC).** A gold-embellished, single rank badge is worn on the right sleeve only, in the position prescribed for No 1 SD. Retired WO and SNCOs do not wear uniforms when they leave the service.
 - i. WO (ATC) the centre of badge 16.5cm (6 ½") from right sleeve bottom.
 - ii. SNCO (ATC) Lowest point of the chevron 24.1cm (9 ½") from shoulder seem.
 - iii. FS (ATC) an embroidered crown is to be worn with the base of the crown 3mm (1/8") above a horizontal line joining the upper tips.
 - iv. Flying badges worn with No 5 are to be half size, gold embroidered on Blue/Grey material. The badge is positioned on the left lapel with the top of the centre of the badge 1 ½" (3.8cm) below the inner end of the collar step opening.
- c. **Insignia.** RAFVR(T) or ATC insignia must be worn (see Chapter 4, pages 115-116 for measurement and diagrams).
- d. **RAF Regiment shoulder badges.** Can be worn by Officers and SNCOs who have previously served in the RAF Regiment and RAF Regiment Auxiliary providing that the following criteria are met (20150202-RAF_Regt_Dress_and_Badging_PCCU-V2-O dated 02Feb15):
 - i. RAFVR(T) officers must have qualified through attendance of a Junior Regiment Officers Course (JROC).
 - ii. WO, FS & Sgt(ATC) must have previously qualified, or been entitled to wear the shoulder badge, at substantive Sgt rank or above in the Regular or Reserve Air Forces.

Note: RAF Regiment epaulette slides are not to be worn with No 2 or No 3 dress.

No 5 Mess Dress - Authorised Ensemble

0229. Hat. No 1 SD hat appropriate and to rank, however an optional purchase to WO and SNCO (ATC) – outdoors only.

0230. Jacket. All commissioned ranks wear the same design jacket and all WO and SNCO (ATC) wear a similar design jacket. Illustrations and relevant Orders of dress are detailed at the end of this section.

0231. Trousers. Only No 5 SD trousers are to be worn. The trousers can be supported by braces.

0232. Shirt. Officers wear a white, Marcella shirt of approved design, worn with gold cuff links. WO and SNCO (ATC) have the option of the Marcella shirt or a similar plain white dress shirt. Chaplains may wear a white shirt with vest stock and double collar.

0233. Waistcoat/Cummerbund. Officers are to wear the blue waistcoat (No 5B SD), but, at OC Wg / Wg Ex O / Sqn Ldr CCF HQAC discretion, it may be replaced with a slate grey, pleated cummerbund. Official Sqn, Unit, Wg or Formation cummerbunds may only be worn by officers, WO and SNCO (ATC) at the Wg Cdr / OC Wg / Wg Ex O / Sqn Ldr CCF HQAC discretion and only on occasions when official guests are not present.

0234. Bow Tie. Plain black double ended. Sqn/Unit/Wg/Formation bow ties are not to be worn with No 5B SD uniform at any time.

0235. Socks. Black.

0236. Shoes. Black patent evening shoes, without toecaps.

0237. Dress Studs and Cufflinks. Plain gold or gold types are optional.

0238. Kilts. Only members of formed Pipe Bands, whilst serving with those units, may, at the discretion of wg cdrs/rgnl cmdts, wear kilts of grey Douglas tartan with No 5B SD. No other tartan is permitted. Kilts may be worn with No 5B SD uniform for formal Burns Nights only at the discretion of the PMC/CMC. Kilts are not to be worn outside the confines of the unit function. No other member of the ACO may wear this or any other kilt with No 5B SD uniform at any other occasion (See Chapter 6 para 0616).

OPTIONAL No 5 MESS DRESS (No 5 SD) – MALE OFFICERS, WO / SNCO (ATC)

**RAFVR(T) OFFICERS MUST WEAR EITHER THE CLOTH OR ANNODISED VR(T) INSIGNIA
WO/SNCO(ATC) MUST WEAR THE ANNODISED ATC INSIGNIA**

Image Pending



**Officer RAFVR(T) No 5
(with Cummerbund)**



**Officer RAFVR(T) No 5B
(with Waistcoat)**



WO(ATC) No 5

FS/SGT(ATC) No 5

ORDERS OF DRESS – OPTIONAL No 5, 5B & 5A - MESS DRESS - MALE OFFICERS, WO / SNCO (ATC)

Short Description and Occasions for Wear	Authorised Uniform Items	Notes
<p>No 5, 5B Mess Dress (No 5 SD)</p> <p>Reserved in the main as an evening or mess dress, worn by commissioned officers, WOs and SNCOs at formal evening functions e.g.dining-in nights and guest nights.</p> <p>No 5 A Mess Dress (No 5A SD)</p> <p>Is full ceremonial evening dress for officers only. (Note 2)</p>	<p>Hat: No 1 SD hat (outdoors only)</p> <p>Jacket: Mess dress blue/grey.</p> <p>Trousers: Mess dress blue/grey.</p> <p>Waistcoat: Blue/grey (No 5B SD). (Note 1)</p> <p>Cummerbund: Slate grey pleated (Note 1).</p> <p>Shirt: White Marcella.</p> <p>Dress studs: Plain gold or gold type.</p> <p>Cuff links: Plain gold or gold type.</p> <p>Bow Tie: Plain black double ended.</p> <p>Socks: Black</p> <p>Shoes: Black patent evening without toecaps.</p>	<p>1. Officers only - Mess Dress with waistcoat is designated as No 5B. At PMC discretion the blue/grey waistcoat may be replaced by the slate grey pleated cummerbund.</p> <p>2. No 5A SD is for officers only. The standard No 5 SD waistcoat is replaced by a white waistcoat and it is worn with a white wing collared shirt and white bow tie. The white waistcoat and wing collared shirt are available for loan from HQAC Logs 1b.</p>

**RAF No 6, 7 & 8 Service Dress (Warm Weather Areas) - Male Officers, WO(ATC), SNCO(ATC) and Cadets
RESIDENT SQN STAFF AND CADETS AT OVERSEAS UNITS ONLY (CYPRUS AND GIBRALTAR)**

0239. Dates of Changeover. The following are the normal changeover dates between temperate and warm weather dress in the specified areas, unless a variation is broadcast by the command or formation concerned:

	Warm-weather to temperate	Temperate to warm-weather
Cyprus	3rd Monday in November	3rd Monday in April
Gibraltar	4th Monday in October	3rd Monday in May

0240. It is not possible to publish change dates for other warm weather defined areas as they vary from year to year. Enquiries should be referred to the appropriate local RAF staffs, defence attachés or advisers in the countries concerned.

RAF No 6 Service Dress (No 6 SD)

0241. Occasions for Wear. Should there be a requirement for No 6 dress, contact HQAC Logs 1b.

**RAF No 7 Service Dress (No 7 SD) Warm Weather areas
RESIDENT SQN STAFF AND CADETS AT OVERSEAS UNITS ONLY (CYPRUS AND GIBRALTAR)**

0242. Occasions for Wear. All forms of No 7 SD are worn in designated warm weather areas overseas as a routine working dress. Illustrations and relevant orders of dress are detailed at the end of this section

Authorised Ensemble

0243. No 7A SD - Long Trousers Mode.

- a. **Shirt.** Long Sleeve shirt or short sleeve shirt may be worn. When worn with long sleeve shirt, black issue tie is to be worn at all times and the sleeves remain buttoned at the wrist.
- b. **Footwear.** Black issue service shoes. Issue black or issue/approved stone coloured socks are to be worn.
- c. **Belt.** Blue/grey belt or authorised pattern stable may be worn.
- d. **Head-dress.** Officers and WOs (ATC) may wear No 1 SD hat or field service cap. SNCOs (ATC) may wear beret or optional No 1 SD hat or field service cap.

**No 7A SD (WARM WEATHER AREAS) MALE ALL RANKS
RESIDENT SQN STAFF AND CADETS AT OVERSEAS UNITS ONLY (CYPRUS AND GIBRALTAR)**

**ANNODISED VR(T) OR ATC INSIGNIA MUST BE WORN AT ALL TIMES BY VR(T) AND
WO/SNCO(ATC)**



Image Pending

Image Pending

Image Pending

Image Pending

Image Pending

Officer RAFVR(T)

WO/FS/SGT(ATC)

Cadet

Either the blue/grey issue belt or the Stable Belt can be worn by any rank.

**ORDERS OF DRESS - No 7A SD DRESS (WARM WEATHER AREAS) MALE ALL RANKS
RESIDENT SQN STAFF AND CADETS AT OVERSEAS UNITS ONLY (CYPRUS AND GIBRALTAR)**

Short Description and Occasions for Wear	Authorised Uniform Items	Notes
<p>No 7A Routine Dress, Long Trousers - Warm Weather Areas.</p> <p>(No 7A SD)</p> <p>Is worn as routine working dress during authorised warm weather periods</p>	<p>Hat:</p> <p>Officers - No 1 SD (Note 1)</p> <p>WO/SNCO(ATC) - Beret (Note 2)</p> <p>Cadets - Beret</p> <p>Shirt: Long or short sleeve stone. (Note 3)</p> <p>Long Trousers: Stone.</p> <p>Belt: Blue/grey issue or optional stable belt.</p> <p>Tie: Black issue – with long sleeve shirt only.</p> <p>Shoes: Black issue, highly polished DMS or oxfords for officers and WO(ATC), DMS for other ranks.</p> <p>Socks: Black with black shoes.</p>	<p>1. Optional - Field service cap.</p> <p>2. Optional – No 1 SD hat or Field service cap.</p> <p>3. As preferred unless otherwise ordered.</p>

No 8 Mess Dress (Warm Weather Areas) (No 8 SD)
RESIDENT SQN STAFF AT OVERSEAS UNITS ONLY (CYPRUS AND GIBRALTAR)

0244. Occasions for wear. The No 8 SD is an optional item for VR(T) officers and WO/SNCO(ATC) who may purchase it at personal expense. Officers, WO and SNCO (ATC) wear it at formal evening functions e.g. dining-in nights and guest nights.

Authorised Ensemble

0245. Jacket. All commissioned ranks wear the same design white jacket (with shoulder straps) and all WO and SNCO (ATC) wear an identical design without shoulder straps and with rank badges affixed to the right sleeve of the jacket.

0246. Trousers. Standard No 5 SD trousers are normally worn; however, individuals may purchase trousers of the No 5 SD pattern and colour, in a lightweight material if preferred.

0247. All remaining accessories are as detailed for No 5 dress.

**No 8 MESS DRESS (WARM WEATHER AREAS) (No 8 SD) MALE OFFICERS, WO AND SNCO (ATC)
RESIDENT SQN STAFF AT OVERSEAS UNITS ONLY (CYPRUS AND GIBRALTAR)**

ANNODISED VR(T) OR ATC INSIGNIA MUST BE WORN AT ALL TIMES BY VR(T) AND WO/SNCO(ATC)



Officer RAFVR(T)

Image Pending

WO(ATC)

Image Pending

FS/SGT(ATC)

**ORDERS OF DRESS No 8 MESS DRESS - MALE OFFICERS, WO AND SNCO (ATC)
RESIDENT SQN STAFF AT OVERSEAS UNITS ONLY**

Short Description and Occasions for Wear	Authorised Uniform Items	Notes
<p>No 8 SD - Mess Dress -Warm Weather Areas. (No 8 SD)</p> <p>See Notes 1 & 3</p>	<p>Hat: No 1 SD (Note 1)</p> <p>Jacket: Mess, white (Note 2)</p> <p>Trousers: No 5 SD (Note 3)</p> <p>Cummerbund: Slate grey pleated</p> <p>Shirt: White, Marcella</p> <p>Cuff links: Plain gold</p> <p>Tie: Black, bow</p> <p>Shoes: Black patent evening</p> <p>Socks: Black</p>	<p>1. Optional at personal expense for VR(T) officers, WO/SNCO (ATC).</p> <p>2. WO/SNCO (ATC) have same officer pattern No 8 SD Jacket but tailored without shoulder straps and gold/embroidered rank badge affixed to the right sleeve.</p> <p>3. Optional – Trousers No 5 SD pattern/colour in lightweight material (Self Purchase).</p>

**ORDERS OF DRESS – ALL MALE ACO PERSONNEL
INCLEMENT WEATHER WEAR**

ANNODISED VR(T) OR ATC INSIGNIA MUST BE WORN AT ALL TIMES BY VR(T) AND WO/SNCO(ATC)



**General Purpose Jacket
Issued to RAFVR(T) Officers
(Optional) WO/SNCOs(ATC)
through private purchase**



**Blue MVP Jacket
Not issued to ACO
(Optional) for Officers and
WO/SNCOs(ATC) through private
purchase**



**Greatcoat
Not issued to ACO
(Optional) for Officers/WO &
SNCO(ATC) through private
purchase
Not to be worn on ceremonial duties**



**Issue Jeltex Jacket
For all personnel in the ACO**

INTENTIONALLY BLANK

CHAPTER 3

ACO ORDERS OF DRESS - FEMALE PERSONNEL

CHAPTER 3

Contents	Para No
Introduction	
No 1 Service Dress	
Occasions for Wear & Authorised Ensemble	0301 - 0313
<i>Illustration</i> - No 1 Service Dress (No 1 SD)	
Orders of Dress - No 1 SD	
No 2 Service Working Dress	
Occasions For Wear & Authorised Ensemble	0314 - 0325
Maternity Wear	0326
<i>Illustration</i> – No 2 (Full) Service Working Dress (No 2 SD)	
Orders of Dress – No 2 SD	
<i>Illustration</i> – No 2A (Long Sleeve) Routine Working Dress	
Orders of Dress – No 2A (Long Sleeve) Routine Working Dress	
<i>Illustration</i> – No 2B (Short Sleeve) Routine Working Dress – Uniformed Adult Staff only	
Orders of Dress – No 2B (Short Sleeve) Routine Working Dress	
<i>Illustration</i> – No 2C (Cadets Only) Routine Working Dress	
Orders of Dress – No 2C (Cadets only) Routine Working Dress	
No 3 Service Dress – Field Clothing	0327
Occasions For Wear & Authorised Ensemble – as detailed for Males at Chap 2	

Contents

Para No

No 4 Service Dress – Alternative Mess Dress

0328

Occasions For Wear & Authorised Ensemble

Illustration – No 4 SD – Optional Mess Dress

Orders of Dress – No 4 SD Optional Mess Dress

Optional No 5 Service Dress – Mess Dress

0329 - 0339

Occasions For Wear & Authorised Ensemble

Illustration – No 5 SD – Optional Mess Dress

Orders of Dress – No 5 SD – Mess Dress

No 6, 7 & 8 Service Dress (Warm Weather Areas) - RESIDENT SQN STAFF AND CADETS AT OVERSEAS UNITS ONLY (CYPRUS AND GIBRALTAR)

0340- 0341

Dates of Changeover

No 6 Service Dress – Occasions for wear

No 7 Service Dress (Warm Weather Areas) - RESIDENT SQN STAFF AND CADETS AT OVERSEAS UNITS ONLY (CYPRUS AND GIBRALTAR)

0342 - 0345

No 7A Service Dress – Occasions for wear & Authorised Ensemble

Illustration – No 7A Routine Dress

Orders of Dress – No 7A

No 8 Service Dress – Mess Dress (Warm Weather Areas) - RESIDENT SQN STAFF AT OVERSEAS UNITS ONLY (CYPRUS AND GIBRALTAR)

0346 - 0349

Illustration – No 8 SD – Mess Dress

Orders of Dress – No 8 & 8A SD – Mess Dress

Outerwear

Illustration – General Purpose Jacket, Gortex & Jeltex Rainwear – All Ranks

Chapter 3 - Introduction

This chapter illustrates, through a selection of explanatory notes and illustrations, the various orders of dress for female ACO personnel and stipulates the occasions on which each type of uniform should be worn. Female officers, WO (ATC), SNCO (ATC) and cadets of the ACO are to comply with the orders of dress.

No 1 Service Dress – Female Officers, WO / SNCO (ATC) and Cadets

0301. Occasions for wear. The No 1 SD is to be worn on all formal and ceremonial occasions as ordered by MOD or Commanders in Chief (CINCs). Additionally, although No 1 SD is not normally worn on parade or formal occasions by those below the appointment of Wing Warrant Officer (ATC), OC Wg / Wg Ex O / Sqn Ldr CCF have the discretionary power to authorise its wear at other times. Before authorising its wear OC Wg / Wg Ex O / Sqn Ldr CCF are to ensure that all adult staff on parade or attending the formal occasion are similarly attired to maintain uniformity.

- a. **Cadets.** The standard airman's No 1 SD only will be worn by nominated cadets who are allowed No 1 SD uniform on the occasions detailed in para 0201.

0302. Ceremonial Occasions/Females on Parade. Mixed dress of skirts or trousers is not permitted within a parade. When on unit ceremonial duties or parade, the parade sponsor will decide whether skirts or trousers are to be worn.

Authorised Ensemble

0303. Hat. Only the Service issue No 1 SD hat may be worn, as follows:

- a. **Officers.** Gp Cpts wear a hat with an embellished patent peak; Wg Cdrs and below have a cloth-covered peak.
- b. **WO (ATC).** WOs wear a hat with a cloth-covered peak with an anodised badge depicting an eagle surrounded by laurel leaves surmounted by a crown. (Only issued to RWO and WWO).
- c. **SNCO (ATC).** Optional - The airwoman No 1 SD hat is worn by all non-commissioned ranks other than WO.
- d. **Cadets.** Restricted - Cadets wear the standard airman's No 1 SD hat, ensuring the correct ATC / CCF (RAF) cap badge is affixed and only worn by nominated cadets who are allowed No 1 SD uniform on the occasions as detailed in para 0201.
- e. **Hijabs.** Muslim females may wear Hijabs of the approved pattern and colour under their No 1 SD uniform head-dress. It is worn without cap badge under the hat outdoors, and without hat indoors. It is to be worn in such a way that rank badges are visible at all times.

0304. No 1 SD. The No 1 SD uniform is a 3-piece suit consisting of jacket, skirt and trousers. It is manufactured from the same length of fabric; therefore the jacket from one issue should not be worn with the skirt or trousers from another. All commissioned ranks and RWOs/WWOs wear the same style jacket. However, the following variations are approved:

- a. The Lord Mayor of the City of London ACO ADC is entitled to wear aiguillettes when on ADC duties, with plain shoulder boards/straps.
- b. WO and SNCO (ATC) can wear a part worn No 1 uniform (must be of the current design pattern). FS & Sgt(ATC) will retain the eagle shoulder badge whilst WO(ATC) are to remove the eagle shoulder badge in line with the badging policy for RWO/WWOs. Skirts and trousers must match the jacket colour tone. These are not issue items and are not to be demanded through the RAF.
- c. Where cadets are authorised to wear No 1 SD (see para 0201) they will wear part worn airman's No 1 uniform of the current design pattern regardless of rank. Skirts and trousers must match the jacket colour tone. These are not issue items and are not to be demanded through the RAF. All original badges must be removed and replaced with the correct ATC / CCF badges as detailed in para 0425 & 0426.

0305. Jacket. The styling of the jacket is not to be altered by ironing-in pleats or creases. Uniform jacket sleeves are constructed to meet the physical silhouette of the arm in repose. When the arm is held stiffly in the "attention" ironed-in creases merely accentuate the distortion of the back of the jacket. Sleeves should only be lightly pressed, using a damp cloth, to iron out lateral creases. This can be best achieved by using a sleeve board.

0306. No 1 SD Skirt. Only the issue No 1 SD suit skirt is to be worn with the No 1 SD jacket. Vertical creases are not to be pressed into the skirt. The finished length of uniform skirts is to be mid knee.

0307. No 1 SD Trousers. When authorised for wear, the No 1 SD trousers are to be worn with pressed-in creases, front and back, extending the full length of each leg. Court shoes are not to be worn with No1 SD trousers.

0308. Shirt. The Service issue female long-sleeved wedgwood blue shirt is always to be worn, with creases pressed in on each sleeve, running from the centre of the epaulette to the cuff. Front darts are to be pressed in to the level of the second button and the rear darts down the full length of the shirt.

0309. Tie. A plain black Service issue tie is to be worn, secured with a windsor knot.

0310. Hose. The approved uniform dress hose colour for wear with No 1 SD on ceremonial occasion is 15 Denier - Nearly Black (available through M&S outlets).

0311. Shoes. Highly polished Service issue black laced shoes are to be worn on marching occasions; otherwise Service issue court shoes may be worn, as ordered. Court shoes are not to be worn with trousers.

0312. Gloves. Brown Service issue leather gloves are to be worn or carried by all officers and WO (ATC). If ordered, FS/Sgt(ATC) and cadets are to wear issue black pattern gloves. Personnel may be required to wear white cotton gloves on certain ceremonial occasions.

0313. Blue Sash. No ACO personnel are authorised to wear the sash.

No 1 SERVICE DRESS UNIFORM (No 1 SD) – FEMALE OFFICERS, WO(ATC), SNCO(ATC) AND CADETS

ANNODISED VR(T) OR ATC INSIGNIA MUST BE WORN AT ALL TIMES BY VR(T) AND WO/SNCO(ATC)



Officer RAFVR(T)



WO(ATC)

Image Pending

Image Pending

Image Pending

FS/SGT(ATC)
Optional not issue

Cadet
Restricted wear. See para 0202
for occasions and authority.

ORDERS OF DRESS – No 1 SERVICE DRESS UNIFORM – FEMALE OFFICERS, WO(ATC), SNCO(ATC) AND CADETS

Short Description and Occasions for Wear	Uniform Items	Notes
<p>No 1 Service Dress Uniform</p> <p>(No 1 SD)</p> <p>Reserved for parades, ceremonial and other formal occasions, as ordered.</p>	<p>Hat: No 1 SD Hat.</p> <p>Jacket: No 1 SD.</p> <p>Skirt or Trousers: No 1 SD (Note 1)</p> <p>Shirt: Issue long sleeve Wedgwood Blue.</p> <p>Tie: Black issue.</p> <p>Shoes: Highly polished black laced or court, as ordered.</p> <p>Hose: 15 Denier – Nearly black. Black issue socks with trousers.</p> <p>Gloves: Brown leather for officers and WO (ATC), other ranks are to wear black issue leather. (Note 2-3-4)</p>	<ol style="list-style-type: none"> 1. No 1 SD uniform for unit ceremonial occasions will be set by the Regional/Wg HQ who will decide whether skirts or trousers are to be worn. Mixed dress of skirts or trousers is not permitted within a parade. 2. Regardless of season, officers, WO (ATC) are to wear brown leather gloves on parades when in No 1 SD and when ordered on other ceremonial and formal occasions. Additionally, brown gloves may be worn or carried when in No 1 SD unconnected with ceremonial. 3. On certain occasions white cotton gloves and white belts will be worn by detailed personnel. 4. On special Ceremonial occasions, approved only by HQAC, swords may be carried by officers (only when all cadets are armed with weapons) and they must wear white gloves only with their uniform. (Sword drill training to be carried out by qualified DI (ARMS) instructors only).

No 2 Service Working Dress – Female Officers and cadets

0314. Occasions for Wear. Except where a specific order of dress has been prescribed, the under mentioned modes of No 2 Service Working Dress are permitted. Illustrations and relevant orders of dress are detailed at the end of this section.

- a. **No 2 (Full) Service Working Dress Uniform (No 2 SD).** No 2 SD is long sleeve shirt, tie and Jersey. All personnel may wear No 2 SD indoors and outdoors, as a routine working dress, throughout the year.
- b. **No 2A (Long Sleeved) Routine Working Dress Uniform (No 2A SD).** No 2A SD is long sleeve shirt no jersey mode and is always worn with tie. All personnel may wear No 2A dress, indoors and outdoors, as a routine working dress, throughout the year.
- c. **No 2B (Short Sleeved) Routine Working Dress Uniform (No 2B SD).** No 2B SD is short sleeve shirt mode or Service issue blouse and is never worn with tie. All personnel except cadets may wear No 2B dress, indoors and outdoors, as a routine working dress, throughout the year.
- d. **No 2C (Cadets only) Working Dress Uniform (No 2C SD).** No 2C SD is long sleeve dark blue shirt mode and can be worn with sleeves rolled up or down, and is never worn with tie. Only those personnel detailed at Para 0319 (c) may wear No 2C SD, indoors and outdoors, as a routine working dress, throughout the year.

No 2 Service Dress - Authorised Ensemble

0315. Hat. The No 2 head-dress options are as follows:

- a. **Officers.** May either wear their own style officer's No 1 SD hat, the airwomen's No 1 SD hat with appropriate badge, or optional field service cap.
- b. **Officer Cadets.** Officer Cadets wear the No1 SD hat with a white band over the black mohair band when attending ATF OIC. The white band will be issued to them on arrival at RAF Cranwell to conform with the RAF College Regulations.
- c. **RWO / WWO.** May either wear their own style WO No1 SD hat as issued, the airwomen's No 1 SD hat with appropriate badge, or optional field service cap.
- d. **WO / SNCO(ATC).** Are to wear a beret. The WO No 1 SD hat, airwomen's No 1 SD hat with appropriate badge or field service cap are optional for WO(ATC). The airwomen's No 1 SD hat or field service cap are optional for SNCO(ATC). However, these have to be purchased from non-service sources and must be of a current service pattern.
- e. **Cadets.** All cadet ranks wear a beret only.
- f. **Hijabs.** Muslim females may wear the approved pattern Hijab under uniform head-dress except when operational, training and health and safety considerations dictate otherwise. It is always worn without cap badge and is worn indoors (without hat). It is to be worn in such a way that rank slides are visible at all times.

0316. Jersey. Issue V or crew neck jersey. Stable belts are not to be worn outside the jersey. When worn with GPJ the bottom of the jersey is not to protrude below the waistband of the jacket.

0317. Skirt. Only the Service issue No 2 SD skirt is to be worn. The finished length of the skirt length is to be mid-knee.

0318. Trousers. Only the Service issue No 2 SD trousers are to be worn. They are to be worn with pressed in creases front and back, extending the full length of each leg. **Unless otherwise ordered, they may be worn throughout the year at the individual's discretion. Females may elect to wear male pattern No2 SD trousers on grounds of better fit and/or comfort.**

0319. Shirts.

a. **Long-sleeved shirt.** Only the Service issue long sleeved wedgwood blue shirt is to be worn with No 2 SD and 2A SD. It is to be worn with creases pressed in on each sleeve running from the centre of the epaulette to the cuff. **Front darts are to be pressed in to the level of the second button and the rear darts down the full length of the shirt.** Sleeves are never rolled up. **A tie must be worn.**

b. **Short Sleeved shirt and Blouse (Uniformed Adult Staff only - Not to be worn by Cadets).** Only the Service issue short-sleeved, wedgwood blue shirt or blouse is to be worn with No 2B SD. It is to be worn with creases pressed in on each sleeve running from the centre of the epaulette to the sleeve end. **Front darts are to be pressed in to the level of the second button and the rear darts down the full length of the shirt. The short-sleeved shirt may be worn under a jersey with the mandatory addition of a tie.** The blouse is never worn with a tie.

c. **Dark Blue Working Shirt.** RAF dark blue working shirt, No 2C SD, is authorised for wear, throughout the year, by cadets. It is to be worn with creases pressed in on each sleeve running from the centre of the epaulette to the cuff. **Front darts are to be pressed in to the level of the second button and the rear darts down the full length of the shirt.** Sleeves may be rolled up. A tie is never worn with this shirt.

0320. Footwear. Unless otherwise ordered, Service issue black laced shoes or court shoes may be worn with the skirt. Court shoes are not to be worn with trousers **or when engaged in foot drill, parades or inspections. Females may elect to wear male pattern DMS shoes with No2 SD trousers on grounds of better fit and/or comfort.**

0321. Belts. When trousers are worn with No 2 SD options, unless otherwise ordered, the approved pattern stable belts or blue/grey optional 'money' belts may be worn. When the stable belt is worn the dark stripe is to be uppermost, the fastenings of the old style RAF stable belt are to be secured over the left hip. Stable belts and money belts are not to be worn outside a jersey.

0322. Gloves. Issue brown leather for Officers & WO (ATC), issue black leather for SNCO (ATC) and cadets.

0323. Hosiery. Service issue black socks are to be worn with trousers. 15 denier Nearly Black tights/stockings are to be worn with the skirt (available through M&S outlets).

0324. Coats. Only blue issue outerwear is to be worn by officers and other ranks.

0325. Blue Leather Flying Jacket. A blue leather flying jacket of the standard approved pattern may be purchased at personal expense and worn with No 2 SD by female Officers, WOs (ATC) and SNCOs (ATC). If worn, the jacket zip slider is to be zipped up to at least 10cm from the top zip stop. (in accordance with **RAF GAI 6076**).

Maternity Wear – Uniformed Adult Staff only

0326. DCI JS 18/01 gives details on the issue of maternity wear. Maternity wear is designed to be worn from a point when the standard uniform becomes too tight. Available wear consists of a cardigan, 2 shirts and 1 pair of slacks. Shirts are to be worn outside the slacks. The shirt and cardigan are designed to take standard rank insignia. The RAF Weatherproof Jacket will accommodate the majority of pregnancies up to maternity leave. As a last resort if, a suitable size Service issue jacket cannot be provided, a dark civilian top coat may be worn outdoors. Service headwear should not be worn in this instance.

No 2 (FULL) SERVICE WORKING DRESS UNIFORM (No 2 SD) – FEMALE OFFICERS, WO / SNCO (ATC) AND CADETS

**ANNODISED VR(T) OR ATC INSIGNIA MUST BE WORN AT ALL TIMES BY VR(T) AND
WO/SNCO(ATC)**

Image Pending



Officer RAFVR(T)

Image Pending



Muslim Cadet With Hijab



Cadet

ORDERS OF DRESS - No 2 (FULL) SERVICE WORKING DRESS UNIFORM – MALE OFFICERS, WO / SNCO (ATC) AND CADETS

Short Description and Occasions for Wear	Authorised Uniform Items	Notes
<p>No 2 (Full) Service Working Dress Uniform</p> <p>(No 2 SD)</p> <p>A long sleeve shirt and tie is to be worn with a Jersey.</p>	<p>Hat: No 1 SD for officers and RWO / WWOs (Note 1 & 2). Beret for other ranks.</p> <p>Shirt: Issue long sleeve wedgwood blue.</p> <p>Tie: Black Issue.</p> <p>Jersey: Issue blue/grey V or crew neck. (Note 3)</p> <p>Skirt: No 2 SD.</p> <p>Trousers No 2 SD.</p> <p>Belt: Optional RAF Stable Belt or the blue/grey money belt (Note 3).</p> <p>Shoes: Black issue, highly polished laced or court. (Note 4)</p> <p>Hose: 15 denier Nearly Black tights or stockings. Black issue socks with trousers.</p> <p>Jacket: Issue blue Jeltex rain jacket. (Note 5)</p> <p>Gloves: Brown leather for officers and WO (ATC), black leather issue for other ranks. (Note 6)</p> <p>Rank Badges (Note 7):</p> <p>NCOs - Blue rank slides only.</p> <p>Officers - Blue Composite Braid (Mounted on a wedgwood blue colour slide where required).</p>	<ol style="list-style-type: none"> 1. Officers may wear optional field service cap. 2. Optional No1 SD hat and field service cap for WO / SNCO (ATC). 3. The stable belt is not to be worn on the outside of the jersey. 4. Court shoes can be only worn with skirt but they are not to be worn for marching. If marching in skirts, flat-soled laced shoes are to be worn. Cadets are not issued socks or DMS shoes. Private purchase only. 5. The General Purpose Jacket is optional for Officers & WO/SNCO (ATC). Only the jeltex jacket can be worn by cadets. For inclement weather, if worn, the jacket zip slider is to be zipped up to at least 10cm from the top zip stop 6. Optional for inclement weather. Gloves can only be worn with jersey or outerwear. 7. RAF Regiment/Police or any form of embroidered epaulette slides are not to be worn with No 2 dress.

No 2A (LONG SLEEVED) ROUTINE WORKING DRESS (No 2A SD) – FEMALE ALL RANKS

**ANNODISED VR(T) OR ATC INSIGNIA MUST BE WORN AT ALL TIMES BY VR(T)
AND WO/SNCO(ATC)**

Image Pending
(Stable Belt &
Skirt)



Officer RAFVR(T)

Image Pending
(Blue Belt)

Image Pending
(Stable Belt)

WO/FS/SGT(ATC)



Cadet



EITHER GREY BELT / PURSE BELT OR STABLE BELT CAN BE WORN BY ANY RANK

ORDERS OF DRESS – No 2A (LONG SLEEVED) ROUTINE WORKING DRESS – FEMALE ALL RANKS

Short Description and Occasions for Wear	Authorised Uniform Items	Notes
<p>No 2A (Long Sleeved) Routine Working Dress</p> <p>(No 2A SD)</p> <p>There is only one mode of No 2A SD - long sleeve shirt with tie and no jersey.</p> <p>Unless otherwise ordered, can be worn as a routine working dress, indoors and outdoors all year round.</p>	<p>Hat: No 1 SD for officers and RWO / WWOs (Note 1 & 2). Beret for other ranks.</p> <p>Shirt: Issue long sleeve wedgwood blue (Note 3).</p> <p>Tie: Black issue (Note 4).</p> <p>Skirt: No 2 SD.</p> <p>Slacks / Trousers (male): No 2 SD. (Note 5)</p> <p>Belt: Optional RAF Stable Belt or the optional blue/grey money belt (Note 6).</p> <p>Shoes: Black issue, highly polished laced or court. (Note 7)</p> <p>Hose: 15 denier Nearly Black tights or stockings. Black issue socks with trousers.</p> <p>Jacket: Issue blue Jeltex rain jacket. (Note 8)</p> <p>Gloves: Brown leather for officers and WO (ATC), black leather issue for other ranks. (Note 9)</p> <p>Rank Badges (Note 10):</p> <p>NCOs - Blue rank slides only.</p> <p>Officers - Blue Composite Braid (Mounted on a wedgwood blue colour slide where required)</p>	<ol style="list-style-type: none"> 1. Officers may wear optional No 1 SD Hat or field service cap. 2. Optional No1 SD hat and field service cap for WO / SNCO (ATC). 3. Under no circumstances, even in the working place, are shirtsleeves to be rolled up. 4. A tie is always to be worn with No 2A Dress. 5. Optional unless otherwise ordered. 6. The stable belt is not to be worn external to the jersey. 7. Court shoes can be only worn with skirt but they are not to be worn for marching. If marching in skirts, flat-soled laced shoes are to be worn. Cadets are not issued socks or DMS shoes. Private purchase only. 8. For inclement weather, the General Purpose Jacket is optional for Officers & WO/SNCO (ATC). If worn, the jacket zip slider is to be zipped up to at least 10cm from the top zip stop. Only the jeltex jacket can be worn by cadets. 9. Optional for inclement weather. Gloves can only be worn with outerwear. 10. RAF Regiment/Police or any form of embroidered epaulette slides are not to be worn with No 2 dress.

**No 2B (SHORT SLEEVE) ROUTINE WORKING DRESS (No 2B SD) – FEMALE – UNIFORMED ADULT STAFF ONLY
NOT TO BE WORN BY CADETS**

ANNODISED VR(T) OR ATC INSIGNIA MUST BE WORN AT ALL TIMES BY VR(T) AND WO/SNCO(ATC)



Officer RAFVR(T)



WO/FS/SGT(ATC)

**EITHER GREY BELT /
PURSE BELT OR STABLE
BELT CAN BE WORN BY
ANY RANK**

Image Pending

Image Pending

**ORDERS OF DRESS – No 2B (SHORT SLEEVE) ROUTINE WORKING DRESS - FEMALE - UNIFORMED ADULT STAFF ONLY
NOT TO BE WORN BY CADETS**

Short Description and Occasions for Wear	Authorised Uniform Items	Notes
<p>No 2B – (Short Sleeved) Routine Working Dress</p> <p>(No 2B SD)</p> <p>No 2B SD is a short sleeve dress mode.</p> <p>Unless otherwise ordered, can be worn indoors and outdoors all year round</p>	<p>Hat: No 1 SD for officers and RWO / WWOs (Note 1 & 2). Beret for other ranks.</p> <p>Shirt: Issue short sleeve wedgwood blue. (Note 3)</p> <p>Skirt: No 2 SD.</p> <p>Slacks / Trousers (male): No 2 SD. (Note 4)</p> <p>Belt: Optional RAF Stable Belt or the optional blue/grey money belt.</p> <p>Shoes: Black issue, highly polished laced or court. (Note 6)</p> <p>Hose: 15 denier Nearly Black tights or stockings. Black issue socks with trousers.</p> <p>Jacket: Issue blue Jeltex rain jacket. (Note 7)</p> <p>Gloves: Brown leather for officers and WO (ATC), black leather issue for other ranks. (Note 8)</p> <p>Rank Badges (Note 9):</p> <p>NCOs - Blue rank slides only.</p> <p>Officers - Blue Composite Braid (Mounted on a wedgwood blue colour slide where required)</p>	<ol style="list-style-type: none"> 1. Officers may wear optional field service cap. 2. Optional No1 SD hat and field service cap for WO / SNCO (ATC). 3. A tie is never worn with the short sleeve shirt unless the jersey is worn (see para 0319). Only the top (collar) button is to be undone. If worn, under vests are not to be visible. 4. Optional unless otherwise ordered 5. A Jersey is not to be worn as part of No2B SD (see para 0319 for exception). 6. Court shoes can only be worn with skirt but they are not to be worn for marching. If marching in skirts, flat-soled laced shoes are to be worn. 7. The General Purpose Jacket is optional for Officers & WO/ SNCO (ATC). Only the jeltex jacket can be worn by cadets. For inclement weather, if worn, the jacket zip slider is to be zipped up to at least 10cm from the top zip stop. 8. Optional for inclement weather. Gloves can only be worn with outerwear. 7. RAF Regiment/Police or any form of embroidered epaulette slides are not to be worn with No 2 dress.

No 2C ROUTINE WORKING DRESS (No 2C SD) – FEMALE – CADETS ONLY



EITHER GREY BELT / PURSE BELT OR STABLE BELT CAN BE WORN BY ANY RANK

ALL BRASSARDS TO BE WORN OUTSIDE THE TURNUP ON SHIRTS WHEN ROLLED ABOVE ELBOW AND NEVER TO BE WORN WITH CS 95 OR PCS/MTP

ORDER OF DRESS – No 2C ROUTINE WORKING DRESS – FEMALE – CADETS ONLY

Short Description and Occasions for Wear	Authorised Uniform Items	Notes
<p>No 2C Routine Working Dress (No 2C SD)</p> <p>Unless otherwise ordered, can be worn all year round by cadets only.</p>	<p>Hat: Beret.</p> <p>Shirt: Issue long sleeve dark blue working shirt (Note 1).</p> <p>Skirt: No 2 SD.</p> <p>Trousers: No 2 SD (Note 2).</p> <p>Belt: Optional RAF Stable Belt or the blue/grey money belt</p> <p>Shoes: Black DMS. (Note 6)</p> <p>Hose: 15 denier Nearly Black tights or stockings. Black issue socks with trousers (Note 6).</p> <p>Jersey: Issue blue/grey v or crew neck only (Note 3)</p> <p>Jacket: Issue blue jeltex rain jacket only (Note 4)</p> <p>Gloves: Black leather issue (Note 5)</p> <p>Rank Badges: Blue rank slides only (Note 7)</p>	<ol style="list-style-type: none"> 1. Not to be worn with a tie on any occasion, sleeves may be rolled up above the elbow. Only the top (collar) button is to be undone. If worn, under vests are not to be visible. 2. Optional unless otherwise ordered 3. Optional for inclement weather. If worn, shirt collar is to be unbuttoned and worn external to the jersey neck. 4. Only in inclement weather. If worn, the jacket zip slider is to be zipped up to at least 10cm from the top zip stop. 5. Optional but only when jersey or outerwear is worn. 6. Cadets are not issued sock or DMS shoes private purchase only. 7. RAF Regiment/Police or any form of embroidered epaulette slides are not to be worn with No 2 dress.

No 3 DRESS (No 3 SD) - FIELD CLOTHING – FEMALE – ALL RANKS

0327. No 3 Service Dress – Field Clothing CS 95/PCS-MTP is not issued to all ACO personnel and as such rules and regulations appertaining to its wear apply equally to male and female personnel. Regulations for No 3 SD CS 95/PCS-MTP are as detailed for at Chap 2. No 3 Dress, page 40.

**ANNODISED VR(T) OR ATC INSIGNIA MUST BE WORN AT ALL TIMES
BY VR(T) AND WO/SNCO(ATC)**



**Stable Belt can be worn as barrack / unit dress and for non physical activities by any rank.
Green belt must be worn at all other times**

No 4 Service Dress (Optional Mess Dress) Female All Ranks

0328. The order of dress is the same as for No 1 SD except that a white Marcella or plain white shirt with normal collar and black bow tie replaces the wedgwood blue shirt. Medals are not worn.

**ANNODISED VR(T) OR ATC INSIGNIA MUST BE WORN
AT ALL TIMES BY VR(T) AND WO/SNCO(ATC)**



Image Change to SNCO (ATC) Pending

ORDER OF DRESS - No 4 OPTIONAL MESS DRESS – FEMALE ALL RANKS

Short Description and Occasions for Wear	Authorised Uniform Items	Notes
<p>No 4 Service Dress - Optional Mess Dress</p> <p>(No 4 SD)</p> <p>This is an interim mess dress for:</p> <ol style="list-style-type: none"> 1. RAFVR(T) officers who do not possess a No 5 Dress. 2. WO / SNCO (ATC) who do not possess a No 5 Dress. 	<p>No 1 SD with skirt excepting:</p> <p>Shirt: Plain white collared attached (Wing collars are not permitted)</p> <p>Tie: Black bow tie only no other unit version to be worn.</p> <p>Shoes: Black patent evening or court.</p> <p>Medals are not worn unless Royalty is present</p>	

No 5 Mess Dress (No 5 SD) – Female Officers RAF and RAFVR(T), Warrant Officers / SNCO (ATC)

0329. Occasions for Wear. This is an optional purchase item for RAFVR(T) officers, WO / SNCO (ATC). It is reserved in the main as an evening or Mess Dress and is worn by commissioned officers, WOs and SNCOs at formal evening functions e.g. dining-in nights and guest nights. It may also be worn by retired officers only. Badges of rank are to be worn as follows:

- a. **Officers.** Full width gold ranking lace, appropriate to their rank, is worn on both sleeves of the RAF No 5 SD, the centre of the braid being 9.5 cm (3 ¾") from bottom of the cuff as prescribed for No 1 SD. Retired officers wear the badges of rank as recorded when they retired.
- b. **WO and SNCO (ATC).** A gold-embellished, single rank badge is worn on the right sleeve only, in the position prescribed for No 1 SD. Retired WO and SNCOs do not wear uniforms when they leave the service.
 - i. WO (ATC) the centre of badge 16.5cm (6 ½") from right sleeve bottom.
 - ii. SNCO (ATC) Lowest point of the chevron 24.1cm (9 ½") from shoulder seem.
 - iii. FS (ATC) an embroidered crown is to be worn with the base of the crown 3mm (1/8") above a horizontal line joining the upper tips.
 - iv. Flying badges worn with No 5 are to be half size, gold embroidered on Blue/Grey material. The badge is positioned on the left lapel with the top of the centre of the badge 1 ½" (3.8cm) below the inner end of the collar step opening.
- c. **Insignia.** RAFVR(T) or ATC insignia must be worn (see Chapter 4, page 117 for measurement and diagrams).

No 5 Mess Dress – Authorised Ensemble

0330. Hat. No 1 SD hat appropriate and to rank, however an optional purchase to WO and SNCO (ATC) – outdoors only.

0331. Jacket. All personnel wear the same design jacket; however, officers entitled to wear aiguillettes wear plain shoulder straps.

0332. Skirt. All personnel wear the same design ankle length skirt, which is to have a 12" slit only, measured from the bottom edge of the hem at the centre back seam.

0333. Shirt. The standard approved female pattern white Marcella shirt is to be worn fastened to the neck and worn with small black bow tie.

0334. Cummerbund. A plain slate grey cummerbund without pleating is normally to be worn. Official Sqn, Unit, Wing or Formation cummerbunds may only be worn by officers, WO and SNCO at the Wg Cdr / OC Wg / Wg Ex O / CCF CC discretion and only on occasions when official guests are not present.

0335. Bow Tie. Plain black double ended. Sqn/Unit/Wg/Formation bow ties are not to be worn with No 5B SD uniform at any time.

0336. Hose. As for No 1 SD dress.

0337. Shoes. Black patent evening or court shoes.

0338. Handbag. Black patent evening or clutch bag.

0339. Earrings. Small plain spherical, pearl or gold earrings may be worn.

OPTIONAL No 5 MESS DRESS (No 5 SD) – FEMALE OFFICERS, WO / SNCO (ATC)

**RAFVR(T) OFFICERS MUST WEAR EITHER THE CLOTH OR ANNODISED VR(T) INSIGNIA
WO/SNCO(ATC) MUST WEAR THE ANNODISED ATC INSIGNIA**



Officer RAFVR(T) No 5

Image Pending

WO(ATC) No 5

Image Pending

FS/SGT(ATC) No 5

ORDERS OF DRESS – OPTIONAL No 5 MESS DRESS – FEMALE OFFICERS, WO / SNCO (ATC)

Short Description and Occasions for Wear	Authorised Uniform Items	Notes
<p>No 5 Mess Dress</p> <p>(No 5 SD)</p> <p>Reserved in the main as an evening or mess dress, worn by commissioned officers, WOs and SNCOs at formal evening functions e.g.dining-in nights and guest nights.</p>	<p>Hat: No 1 SD hat (outdoors only)</p> <p>Jacket: Mess dress blue/grey.</p> <p>Shirt: Female White Marcella.</p> <p>Skirt: Mess dress blue/grey.</p> <p>Cummerbund: Plain unpleated slate grey.</p> <p>Bow Tie: Small plain black double ended.</p> <p>Hose: As for No 1 SD.</p> <p>Earrings: Small, plain, pearl or gold.</p> <p>Handbag: Black patent evening or clutch bag.</p> <p>Shoes: Black patent evening or court.</p> <p>Coat: Issue outerwear.</p>	

**RAF No 6, 7 & 8 Service Dress (Warm Weather Areas) - Female Officers, WO(ATC), SNCO(ATC) and Cadets
RESIDENT SQN STAFF AND CADETS AT OVERSEAS UNITS ONLY (CYPRUS AND GIBRALTAR)**

0340. Dates of Changeover. The changeover dates between temperate and warm weather dress are as detailed in **para 0235**.

Female No 6 Dress (No 6 SD)

0341. Occasions for Wear. Should there be a requirement for No 6 dress, contact HQAC Logs 1b.

No 7 Service Dress (No 7 SD)

RESIDENT SQN STAFF AND CADETS AT OVERSEAS UNITS ONLY (CYPRUS AND GIBRALTAR)

0342. Occasions for Wear. No 7A SD (long trousers) are worn overseas as a routine working dress. Unless otherwise ordered, it is routine wear by female personnel listed below and optional working dress who elect to take the long trouser and short trousers issue option.

0343. Hat. The head-dress options are as follows:

a. **Officers.** Only the Service issue No 1 SD hat is to be worn on formal and ceremonial occasions. However, when worn as routine working dress, they may opt to wear the airwomen's No 1 SD hat, with appropriate hat badge. Berets are not to be worn.

b. **Other ranks.** The Service issue No 1 SD hat only, is to be worn on formal and ceremonial occasions. Beret or optional field service cap (WO/SNCO (ATC) only) may be worn with working dress. WOs may opt to wear the airwomen's No 1 SD hat, with appropriate hat badge as an alternative working dress hat.

0344. Footwear. Service issue flat, laced, black shoes or approved pattern desert boots may be worn with the long trouser mode (No 7A SD). Black socks are to be worn with black shoes; stone socks are worn with desert boots. Court shoes are not to be worn with any form of No 7 SD.

0345. Belt. Optional (own expense) RAF Stable Belt or the blue/grey money belt may be worn with either mode of dress.

**No 7A SD (WARM WEATHER AREAS) FEMALE ALL RANKS
RESIDENT SQN STAFF AND CADETS AT OVERSEAS UNITS ONLY (CYPRUS AND GIBRALTAR)**

**ANNODISED VR(T) OR ATC INSIGNIA MUST BE WORN AT ALL TIMES BY VR(T) AND
WO/SNCO(ATC)**

Image Pending



Image Pending

Officer RAFVR(T)

**WO/FS/SGT(ATC)
Long Trousers (shown with optional Purse Belt)**

Cadet

EITHER THE BLUE/GREY BELT, PURSE BELT OR STABLE BELT CAN BE WORN BY ANY RANK

**ORDERS OF DRESS – No 7A SD (WARM WEATHER AREAS) FEMALE ALL RANKS
RESIDENT SQN STAFF AND CADETS AT OVERSEAS UNITS ONLY (CYPRUS AND GIBRALTAR)**

Short Description and Occasions for Wear	Authorised Uniform Items	Notes
<p>No 7A Routine Dress, Long Trousers - Warm Weather Areas.</p> <p>(No 7A SD)</p> <p>Is worn as routine working dress during authorised warm weather periods</p>	<p>Hat:</p> <p>Officers - No 1 SD (Note 1)</p> <p>WO/SNCO(ATC) - Beret (Note 2)</p> <p>Cadets - Beret</p> <p>Shirt: Long or short sleeve stone. (Note 3)</p> <p>Long Trousers: Stone.</p> <p>Belt: Optional RAF Stable Belt or the blue/grey money belt.</p> <p>Tie: Black issue – with long sleeve shirt only.</p> <p>Shoes: Black issue, highly polished black laced, or approved pattern desert boot for all ranks.</p> <p>Socks: Black with black shoes, stone with desert boots.</p>	<p>1. Optional - Field service cap.</p> <p>2. Optional – No 1 SD hat or Field service cap.</p> <p>3. As preferred unless otherwise ordered.</p>

No 8 Mess Dress (Warm Weather Areas) (No 8 SD)
RESIDENT SQN STAFF AT OVERSEAS UNITS ONLY (CYPRUS AND GIBRALTAR)

0346. Occasions for wear. The No 8 SD is an optional item for VR(T) officers and WO/SNCO(ATC) who may purchase it at personal expense. Officers, WO and SNCO (ATC) wear it at formal evening functions e.g. dining-in nights and guest nights.

Authorised Ensemble

0347. Jacket. All commissioned ranks wear the same design white jacket (with shoulder straps) and all WO and SNCO (ATC) wear an identical design without shoulder straps and with rank badges affixed to the right sleeve of the jacket.

0348. Skirt. Standard No 5 SD skirt is normally worn; however, individuals may purchase a skirt of the No 5 SD pattern and colour, in a lightweight material if preferred.

0349. All remaining accessories are as detailed for No 5 dress.

**No 8 MESS DRESS (No 8 SD) -WARM WEATHER AREAS - FEMALE OFFICERS, WO / SNCO (ATC)
RESIDENT SQN STAFF AT OVERSEAS UNITS ONLY (CYPRUS AND GIBRALTAR)**

ANNODISED VR(T) OR ATC INSIGNIA MUST BE WORN AT ALL TIMES BY VR(T) AND WO/SNCO(ATC)

Image Pending

Image Pending

Image Pending

Officer RAFVR(T)

WO(ATC)

FS/SGT(ATC)

**ORDERS OF DRESS - No 8 MESS DRESS (No 8 SD) -WARM WEATHER AREAS - FEMALE OFFICERS, WO & SNCO (ATC)
RESIDENT SQN STAFF AT OVERSEAS UNITS ONLY (CYPRUS AND GIBRALTAR)**

Short Description and Occasions for Wear	Authorised Uniform Items	Notes
<p>No 8 SD - Mess Dress -Warm Weather Areas. (No 8 SD)</p> <p>See Notes 1 & 3</p>	<p>Hat: No 1 SD</p> <p>Jacket: Mess, white (Note 2)</p> <p>Skirt: No 5 Mess Dress (Note 3)</p> <p>Cummerbund: Plain unpleated slate grey</p> <p>Shirt: Female White, Marcella</p> <p>Tie: Small black bow</p> <p>Shoes: Black evening or court</p> <p>Hose: As for No 1 SD.</p> <p>Handbag: Black patent evening or clutch bag</p> <p>Earrings: Small plain, pearl or gold earrings may be worn</p>	<p>1. Optional at personal expense for VR(T) officers, WO/SNCO (ATC).</p> <p>2. WO/SNCO (ATC) have same officer pattern No 8 SD Jacket but tailored without shoulder straps and gold/embroidered rank badge affixed to the right sleeve.</p> <p>3. Optional – Skirt No 5 SD pattern/colour in lightweight material (Self Purchase).</p>

**ORDERS OF DRESS – ALL FEMALE ACO PERSONNEL
INCLEMENT WEATHER WEAR**

ANNODISED VR(T) OR ATC INSIGNIA MUST BE WORN AT ALL TIMES BY VR(T) AND WO/SNCO(ATC)



**General Purpose Jacket
Issued to RAFVR(T) Officers
(Optional) WO/SNCOs(ATC)
through private purchase**

Image Pending

**Blue MVP Jacket
Not issued to ACO
(Optional) for Officers and
WO/SNCOs(ATC) through private
purchase**

Image Pending

**Greatcoat
Not issued to ACO
(Optional) for Officers through
private purchase
Not to be worn on ceremonial duties**



**Issue Jeltex Jacket
For all personnel in the ACO**

INTENTIONALLY BLANK

CHAPTER 4

AIR CADET ORGANIZATION DISTINGUISHING INSIGNIA

CHAPTER 4

AIR CADET ORGANISATION DISTINGUISHING INSIGNIA

Contents	Para No
Beret or Hat Badge	0401
Badges on the Brassard	0402
ATC Squadron Identification Badge	0403
ATC Distinguishing Badge	0404
CCF Distinguishing Badge	0405
Training Classification Badges for ATC / Proficiency Badges for CCF	0406
Air Cadet Leadership Badge	0407
Musician's Badges	0408
Marksman Badge	0409
Cadet 50 and 100 Badge (ATC only)	0410
Communicator, Radio and Cyber Specialist Badges	0411
Road Marching Badges	0412
First Aid Badge	0413
Duke of Edinburgh's Award (DofE) Badges	0414
Instructor Cadet Lanyards	0415
The Lord Lieutenant's Badge	0416
Mayor's Badge	0417
Cadet Flying Badges - Positions	0418
Air Cadet Pilot Scheme Badge	0419
Cadet Navigation Badge	0420
Cadet Flying Badges	0421
Glider Pilot & Gliding Instructor Badges	0422
Gliding Proficiency Badge	0423

Contents	Para No
Cadet Parachuting Badge	0424
Cadet Rank Badges	0425
Staff Cadets Rank Slides	0426
Positioning of Cadet NCO Rank Badges	0427
Illustration – Cadets Hats and Badges	
Wearing of Airman’s No1 SD uniform by CWOs and SNCO Cadets appointed as Lord Lieutenant’s Cadet	0428
Badges worn on specialist clothing	0429
Illustration – Officer Badges and Rank Insignia Positions	
Positioning of Officer Rank Badges	0430
Illustration – WO/SNCO (ATC) Badges and Rank Insignia Positions	
Positioning of WO/SNCO (ATC) Rank Badges	0431
Illustration – Officers, WOs and SNCOs Hats and Badges	
Positioning of VRT and ATC Insignia	0432
Positioning of Medal Ribbons	0433
Badge Positions on the Brassard Air Training Corps – Old Style and Progressive Syllabus	0434
Badge Positions on the Brassard Combined Cadet Force – Old Style (Progressive syllabus diagrams not yet released)	0435
Authorised Patches to be worn on CS95/PCS-MTP	0436
Illustration – Badge Positions for PCS-MTP Blanking Plates	
RAF Regiment Shoulder Badges	0437
ACO Uniformed Staff Flying Badges	0438
ACO Uniformed Staff Qualification Badges	0441
Authorised Badges for Civilian Instructors and Padres	0442

CADET BADGES

0401. Beret or Hat Badge. A silvered metal badge comprising a falcon in a circlet bearing the words “Air Training Corps” and normal issue airman’s cap badge for CCF.

ATC Cadet Badge



RAF Beret Badge
(CCF only)



0402. Badges on the Brassard. The Brassard is to be fitted over the right sleeve of the jersey or shirt and positioned above the elbow. The top of the Brassard is to be fixed by a fabric strap to the right shoulder strap of the jersey or the shirt, as appropriate. The location of badges on the Brassard are:

0403. ATC Squadron Identification Badges. This Badge is to be worn centrally at the top of the Brassard, 6 mm from the top edge.



0404. ATC Distinguishing Badge. The Distinguishing Badge “Air Training Corps” is to be worn in a central position immediately below and touching the Squadron identification Badge. An arc-shaped dark blue fabric badge with “AIR TRAINING CORPS” embroidered in light blue.



0405. CCF Distinguishing Badge. The distinguishing badge for the CCF Contingent is to be worn centrally in the highest possible position on the brassard with the top edge of the badge 6mm from the sides of the brassard.



0406. Training Classification Badges for ATC / Proficiency Badges for CCF. First Class, Leading, Senior Cadet and Master Air Cadet Proficiency Badges are to be worn in a central position immediately below the ATC Distinguishing Badge and with one point of the star or one blade of the propeller uppermost, as appropriate. Only one Classification / Proficiency Badge is to be worn and is to be for the highest classification for which a cadet is qualified.

- a. **ATC First Class Cadet Badge / CCF Part 1.** A four-pointed star embroidered in light blue with a dark blue background.



- b. **ATC Leading Cadet Badge / CCF Part 2.** A four-bladed propeller embroidered in light blue with a dark blue background.




- c. **ATC Senior Cadet Badge / CCF Advanced Certificate.** A four-pointed star superimposed on a four-bladed propeller and embroidered in light blue with a dark blue background.



- d. **Master Air Cadet Badge (ATC only).** A gold embroidered eagle inside a silver wreath with a dark blue background.



0407. Air Cadet Leadership Badge (ACTO 085). Graduates of the ACO Leadership Course at RAF Cranwell and the Cadet Leadership Course at the Cadet Training Centre at Frimley Park and Nescliffe are to wear the Air Cadet Leadership Badge in a central position immediately below and touching the Proficiency or Classification Badge. **Old Style** - A gold RAF eagle embroidered on an oval RAF blue background with black lettering and surround. **Progressive Syllabus** – RAF eagle, embroidered in either blue, bronze, silver or gold depending on the level, on an oval blue cloth badge with 'AIR CADETS LEADERSHIP' in white lettering. Only one leadership badge is to be worn and is to be for the highest level award for which the cadet has qualified. The Gold Badge is to be worn if the Junior Leaders Course lanyard has been awarded.



Old Style Badge



Blue



Bronze



Silver



Gold

Progressive Syllabus Badges

0408. Musicians Badges (ACTO 123). These badges are detailed fully in para 0626. **Old Style** - The Musician's badge is positioned on the centre line of the brassard with the centre of the badge 6cm from the bottom edge of the brassard. **Progressive Syllabus** – The Musician's badge is positioned on the centre line of the brassard with the top edge of the badge 71mm from the bottom edge of the distinguishing badge.

0409. Marksman (ACTO 044 & ACP 18). Only one Marksman Badge is to be worn and is to be for the highest level award for which the cadet is qualified – the ascending levels of precedence being Squadron, Wing, Region, Corps, Cadet Fifty and Cadet Hundred. Thus, a cadet who has gained a Squadron Marksmanship Badge for Full Bore Rifle shooting and a Regional Marksmanship Badge for Air Rifle shooting is to wear the Regional Marksmanship Badge. Annual re-qualification is not necessary. **Old Style** - the appropriate Badge is to be positioned on the bottom left hand side of the brassard 6mm from the bottom edge and with the bottom right hand corner of the badge 2.5cm from the centre line of the brassard. **Progressive Syllabus** – the appropriate badge is to be centrally positioned with the bottom edge of the badge centre 35mm from the bottom edge of the brassard.

0410. Cadet 50 and 100 Badge (ATC only). The “Cadet 50” Badge is a woven badge of dark green fabric with the NRA Logo (2 marksmen) embroidered centrally inside a white ring which also contains in white ‘NRA CADET FIFTY’. It is awarded to the top 50 cadets from the ACC, ACF and ATC, achieving the best aggregate scores in the Cadet Inter Service Skill at Arms Meeting (CISSAM). A separate green woven flash with the year printed in white is worn centrally, immediately below the badge. The “Cadet 100” Badge is a woven badge of dark blue fabric with the NRA Logo (2 marksmen) embroidered centrally inside a white ring which also contains in light blue, “NRA CADET HUNDRED”. It is awarded to the top 100 cadets from the SCC, ACF and ATC achieving the best aggregate scores in the Cadet Inter Service Cadet Rifle Competition (ISCRM). A blue year badge with the year printed in white is worn centrally, immediately below the badge. The Cadet 50 or 100 Badge (and accompanying Year Badge) is to be positioned on the bottom left edge of the Brassard in place of any other marksmanship badges which are to be removed. Cadets awarded a Cadet 50 and Cadet 100 may wear either badge but not both.

Note: If a cadet is awarded a Cadet 50/100 badge in subsequent years, previous year date badges gained may be worn in date order from the left to the right centralised at the bottom of the 50/100 badge.



FIFTY



YEAR



HUNDRED



Corps Marksman



Region Marksman



Wing Marksman



Squadron Marksman

Old Style Badges



Competition Marksman



Advanced Marksman



Marksman



Trained Shot
BLUE (AIR RIFLE)



Competition Marksman



Advanced Marksman



Marksman



Trained Shot
BRONZE (SMALL BORE)



Competition Marksman



Advanced Marksman



Marksman



Trained Shot
SILVER (SERVICE RIFLE)



Competition Marksman



Advanced Marksman



Marksman



Trained Shot
GOLD (TARGET RIFLE)

Progressive Syllabus Badges

0411. Communicator, Radio and Cyber Specialist Badges (ACTOs & 073). The current Communicator qualification is replaced by the Radio and Cyber Specialist. **Old Style** - The Communicator Badge is an oblong cloth badge, dark blue in colour, depicting 4 lightning flashes with a light blue letter 'C' in the centre. **Progressive Syllabus** – The Radio and Cyber Specialist qualification consists of a generic initial entry level before branching into the radio and cyber training strands. The Radio Operator and Cyber Awareness badge is an oblong cloth badge, depicting 4 light blue lightning flashes with a darker blue letter 'C' in the centre, embroidered onto a dark blue background. The Radio Specialist badges are oblong cloth badges, depicting 4 light blue lightning flashes with either a bronze, silver or gold letter 'C' in the centre depending on the level, embroidered onto a dark blue background. The Cyber Specialist badges are oblong cloth badges, depicting 4 lightning flashes with a letter 'C' in the centre embroidered in either bronze, silver or gold, level dependant, onto a dark blue background. The badges are to be positioned:

- a. **Old Style badge.** The badge is positioned with the base of the badge 9cm from the bottom edge and the top right hand corner 6mm from the right hand edge of the brassard. ACO project badges are to be worn only in spaces where higher priority Badges have not been gained.
- b. **Progressive Syllabus.** Blue badge and Radio Specialist badges are positioned 7mm to the right of the musician's badge (or where it would be located if worn) with the bottom edges of each badge in line. The Cyber Specialist badge is positioned 7mm to the right of the musician's badge with the top edge of each badge in line. Only the highest award in each specialism is to be worn.



Old Style Badge



Radio Operator and Cyber Awareness



Bronze



Silver
Cyber Specialist



Gold



Bronze



Silver
Radio Specialist



Gold

Progressive Syllabus Badges

0412. Road Marching (ACATI 018). Old Style - A cloth triangular badge with green and gold stripes. The word 'NIJMEGEN' is at the bottom of the badge.
Progressive Syllabus – Rectangular cloth badge with either bronze, silver or green and gold stripes depending on the level. The words "ROAD MARCHING" is at the bottom of the badge at bronze and silver, the word 'NIJMEGEN' for the gold level. Only one Road Marching badge is to be worn and is to be for the highest level award for which the cadet is qualified. The badges are to be positioned:

- a. **Old Style badge.** The Badge is to be worn on the left hand side of the brassard with the base of the badge 9cm from the bottom edge, and 6mm from the left hand edge of the brassard.
- b. **Progressive Syllabus.** The badge is positioned 7mm to the left of the musician's badge (or where it would be located if worn) with the bottom edges of each badge in line. Only the highest award is to be worn.



Old Style Badge



Bronze



Silver



Gold (Nijmegen)

Progressive Syllabus Badges

0413. First Aid Badges (ACTO 008). Old Style - The St John Ambulance Youth First Aid Badge is a circular cloth badge which depicts a red roundel with "YOUTH FIRST AID" around the top and "St John Ambulance" across the bottom. The centre of the badge has the white cross of St John on a black background. The St John Ambulance Green First Aid Badge is a circular cloth badge which depicts a green roundel with "FIRST AID" around the top and "St John Ambulance" across the bottom. The centre of the badge has the white cross of St John on a black background.

Progressive Syllabus – The Heart Start badge is a circular cloth badge depicting a blue roundel with the words -"HEART START" around the top and "BRITISH HEART FOUNDATION" around the lower edge in light blue. The centre of the badge has the British Heart Foundation logo in white on a black background. The St John Ambulance First Aid Badges are circular cloth badges depicting a blue roundel with the white cross of St John on a black background in the centre and the words "St John Ambulance" around the lower edge of all three badges. The words "YOUTH FIRST AID", "ACTIVITY FIRST AID" or "INSTRUCTOR FIRST AID" are positioned around the top edge with the wording of each badge coloured bronze, silver or gold depending on the level. The First Aid badge is to be positioned:

- a. **Old Style (50mm) Badge.** On the bottom right hand side 6mm from the bottom edge and with the centre of the badge 6cm from the centre line of the brassard.
- b. **Old Style (30mm) Badge.** On the bottom right hand side 16mm from the bottom edge and with the centre of the badge 6cm from the centre line of

the brassard.

- c. **Progressive Syllabus.** On the left hand side of the brassard with the base of the badge 15mm from the brassard bottom edge and 40mm from the left hand edge of the brassard.

Note: Only one badge is to be worn for the duration that the cadet is qualified.



(50mm)



(30mm)



(50mm)



(30mm)



Heart Start



Youth First Aid



Activity
First Aid



Instructor
First Aid

Old Style Youth First Aid Badges

Old Style Green First Aid Badges

Progressive Syllabus

0414. Duke of Edinburgh's Award (DofE) Badges (ACTO 074). Only one DofE badge is to be worn and will always be the most advanced badge for which the cadet is qualified. The badges are to be positioned:

- a. **Old Style.** Badges are to be worn centrally on the right shoulder patch 1cm above its lower edge on the RAF pattern jersey.
- b. **Progressive Syllabus.** Badge is to be worn on the right hand side of the brassard with the base of the badge 15mm from the bottom edge, and 40mm from the right hand edge of the brassard.



Bronze



**Silver
Old Style**



Gold



Pre D of E Award



**Bronze
Progressive Syllabus**



Silver



Gold

0415. Lanyards. The following lanyards are authorised for wear with No 1 and No 2 Dress. Lanyards are not to be worn with CS95/PCS-MTP or any other Field Jackets. Where the cadet has qualified for more than one lanyard, then either the Junior Leader or Aerospace lanyard is to be worn:

a. **Instructor Cadet Lanyards (ACTO 022).** This is to be worn as a cord over the left shoulder, affixed under the shoulder strap and fastened to a small raised RAF crested black button sewn centrally on the bottom edge of the shoulder patch. When worn with the Wedgwood blue shirt the lanyard should be placed under the epaulette on the left shoulder with the braided part hung in front. The cord is passed under the shoulder and secured by placing the end of the lanyard through the 'eye' of the cord. This signifies that the cadet has qualified as an instructor in the ACO recognised course.



b. **Junior Leaders' Course Lanyard (ACTO 088).** Cadets who graduate from the Junior Leaders Course will be awarded a maroon lanyard. This will be worn in the same manner as the Instructor Cadet lanyard. If a cadet is qualified for both lanyards, only the Junior Leader lanyard is to be worn.



c. **Qualified Aerospace Instructors' Course Lanyard.** Cadets who graduate from the Qualified Aerospace Instructors' Course will be awarded a blue lanyard. This will be worn in the same manner as the Instructor Cadet lanyard. If a cadet is qualified for both lanyards, only the Aerospace lanyard is to be worn. This lanyard is no longer available through services sources.



0416. The Lord Lieutenant's Badge. Lord Lieutenant's cadets who are authorised to wear No 1 SD are to display the Lord Lieutenant's Badge centrally on the left sleeve. When wearing blue uniform, other than No 1 SD Uniform, the Lord Lieutenant's Badge is to be worn centrally on its own brassard. This brassard is to contain no other badges and is worn on the left arm. It is to be worn at all times throughout the tenure of office.



Lord Lieutenant's
Cadet



Mayor's Cadet

0417. Mayor's Badge. On appointment a nominated cadet may be issued with a badge of office by the local mayor. Should such an issue be made, then the badge is to be worn centrally on its own brassard. This brassard is to contain no other badges and is worn on the left arm. It is to be worn at all times throughout the tenure of office.

0418. Cadet Flying Badges - Positions. Cadets are restricted to wearing only 2 of the flying badges on the Jersey BG: one to represent achievement in gliding; and one in conventional flying. In the case of gliding only, the Badge indicating the highest level of attainment is to be worn. In the case of conventional flying, the precedence of badges, in ascending order, is the **Aviation Training Package (ATP) Wings**, Air Cadet Navigation Scheme and Air Cadet Pilot Scheme. Only the Badge indicating the highest level of attainment is to be worn. The flying badges are to be worn as follows:

- a. **Single Badge.** When a single badge is worn it is to be positioned centrally 1cm above the bottom edge of the patch of the left shoulder of the jersey BG. When worn with No 1 HD, it is to be positioned centrally 1cm above the top seam of the left hand pocket.
- b. **Two Badges.** When badges from both categories are worn, the Gliding Proficiency Badge is to be positioned centrally 1cm beneath the Badge awarded for conventional flying. When the Glider Pilot Badge or the Glider Instructor Badge has been awarded, however, this is to be positioned centrally 1cm above the conventional flying badge. This applies equally to Jersey BG and No 1 HD.

Note: Cadets qualified for both the Glider Proficiency and Glider Pilot's badges are to wear only the latter.

0419. Air Cadet Pilot Scholarship (ACTO 034). **Old Style** - A pair of fabric wings embroidered with the letter 'P' in the centre, "AIR CADETS" is embroidered in gold respectively above and below the letter 'P'. **Progressive Syllabus** – A pair of embroidered light blue wings, a white letter 'P' in the centre of a dark blue circle with gold surround and white "AIR CADETS" embroidered above and below, all on a dark blue background.



Old Style



Progressive Syllabus

0420. Air Cadets Pilot Navigator Badge (ACTO 036). **Old Style** - An embroidered half-wing in light blue with dark blue edging, bearing a ringed 'N' with the words 'AIR CADETS' embroidered in light blue above and below it. **Progressive Syllabus** – An embroidered half-wing in light blue, bearing a silver ring with the letter 'N' in the centre and "AIR CADETS" embroidered in white above and below, all on a dark blue background.



Old Style



Progressive Syllabus

0421. Cadet Flying Badges (ACTO 031). A pair of embroidered blue or bronze wings with a central 'A' and 'AIR CADETS' in white lettering.



Blue ATP



Bronze ATP

Progressive Syllabus Flying Badges

0422. Glider Pilot & Gliding Instructor Badges.



Glider Pilot



Gliding Instructor

0423. Gliding Proficiency Badge (ACTO 032). **Old Style** - A pair of embroidered blue, silver and gold wings with a central 'GS', 'S' and 'A' respectively.
Progressive Syllabus – A pair of embroidered blue, bronze, silver or gold wings with a central 'G' and 'AIR CADETS' in white lettering.



GS



S
Old Style



A



Blue ATP



Bronze ATP



Silver Gliding Scholarship



Gold Gliding Training

Progressive Syllabus Gliding Badges

0424. Parachute Badge. The parachute badge consists of an opened parachute embroidered in white on a circular dark blue background with blue surround. Badge is to be worn on the left hand side of the brassard with the base of the badge 2mm from the top edge of and central to the road marching badge.



0425. CADET RANK BADGES. Except for the CWO badge, cadet rank badges worn with the Jersey blue-grey or shirt are identical to those worn by members of the Royal Air Force. Badges have ribbon loops to enable them to be worn on the shoulder straps of the Jersey blue-grey or shirt as appropriate.

- a. **CWO.** A woven fabric badge in dark blue with an embroidered light blue crown and laurel wreath.



CWO Rank Slide



CWO No 1 Badge if issued (see paras 0425-0426)

- b. **OTHER RANKS.** A woven fabric badge in dark blue with embroidered crown and chevrons.



FS Badge



Sgt Badge



Cpl Badge



Lance Cpl Badge
(CCF ONLY)

Blue rank slides only must be worn with No 2 / No 3 dress

0426. Staff Cadets. Cadets after their 18th birthday may continue service as a Staff Cadet until the age of 20 years or opt to leave the Corps. Those who remain in the Corps are to wear modified, integral rank slides with “STAFF CADET” lettering embroidered onto the lower/shoulder end of each slide and in the same colour as the rank insignia. No equivalent means of identification is required for cadets in No 1 SD uniform.



CCF ONLY

Blue rank slides only must be worn with No 2 / No 3 dress

0427. POSITIONING OF CADET NCO RANK BADGES:

- a. **Shoulder Slides for the No 2 and 7 SD.** The appropriate blue rank slide badges on the rank epaulette.
- b. **Rank Slides for (No 3 SD) CS 95/PCS-MTP.** The appropriate blue rank slides are to be worn on the “front rank epaulette” of the CS 95/PCS-MTP jacket and shirts.
- c. **Outerwear.** The appropriate blue rank slides are to be worn on the “front rank epaulette” of the jeltex jacket

HATS AND BADGES - CADETS

AIR TRAINING CORPS (ATC)



Beret with ATC Badge



Male No 1 SD Hat
(Not authorised for general wear. Occasions for wear detailed in Paras 0201)



Female No 1 SD Hat
(Not authorised for general wear. Occasions for wear detailed in Paras 0201)

COMBINED CADET FORCE (CCF) RAF SECTIONS



Beret with RAF Badge



Male No 1 SD Hat
(Not authorised for general wear. Occasions for wear detailed in Paras 0201)



Female No 1 SD Hat
(Not authorised for general wear. Occasions for wear detailed in Paras 0201)

0428. WEARING OF AIRMAN'S NO 1 SD UNIFORM BY CWOs AND SNCO CADETS APPOINTED AS LORD LIEUTENANTS CADETS

Although not scaled for, the wearing of No 1 SD uniform, where authorised, cadets are subject to the following regulations.

- a. **Authority to wear by ACO** is required in accordance with [para 0201](#).
- b. **Distinguishing Badges** are to be worn on both sleeves with the centre point of the top edge of the badge located 6 mm below the centre of the shoulder seam. RAF Eagle Flashes on sleeves are to be removed and ATC / CCF distinguishing badges are to be attached in their place.
- c. **Unit Identification Badges** are to be worn on both sleeves with the top of the squadron number located centrally 5 cm below the shoulder seam.
- d. **Rank Badges.** CWO Rank Badges are to be positioned centrally on the outer face of both sleeves with the middle of the badge located 16 cm above the cuff. NCO Rank Badges are to be worn centrally on the outer face of both uniform sleeves, with the lowest point of the chevrons located 24cm from the shoulder seam. The FS metal crown is to be positioned with the base of the crown 3mm above a horizontal line joining upper tips of the chevrons (Preferably to be sewn onto avoid making holes in the jacket sleeves).
- e. **Flying and Gliding Badges** are to be worn in accordance with guidance provided at [para 0418 – 0423](#), except that a single badge, or lower of 2 badges, is to be positioned 1 cm above the breast pocket.
- f. **Marksman Badges.** Only the highest ranking Marksman Badge is to be worn ([para 0409 - 0410](#)) and positioned centrally on the outer face the right sleeve, 1.2cm above the CWO Badge. For NCOs the highest ranking is to be positioned centrally on the outer face the right sleeve and with the middle of the badge located 16cm from the cuff.
- g. **Classification/Proficiency Badges.** CWO are to be worn centrally on the outer face of the left sleeve with the top of the badge 15cm below the shoulder seam and located with a propeller badge vertical. For NCOs are to be worn centrally on the outer face of the left sleeve and with the middle of the badge located 16cm from the cuff.
- h. **DofE Award Badges** are to be worn on the left sleeve, 1.2 cm above the Classification/Proficiency Badge or CWO Rank Badge.
- i. **Lord Lieutenant's Badge** is to be positioned centrally on the outer face of the left sleeve 1.2 cm above the Duke of Edinburgh (DofE) Award Badge. If the DofE Award Badge is not worn, the Lord Lieutenant's Cadet Badge is to be positioned in its place – ie centrally on the outer face of the left sleeve and with the bottom edge of the badge 1.2cm above the CWO rank badge or the Classification /Proficiency badge.
- j. **Order of Badges – CWOs.** The CWO badges are to be worn as described in [sub-para d](#). The DofE badge is to be worn as described in [sub-para h](#) and the Lord Lieutenant's badge is to be worn 1.2 cms above the DofE badge on the left sleeve.
- k. **Band Badges** are not to be worn so as not to damage the sleeves of the jacket.
- l. **Lanyards.** A single lanyard may be worn as a cord over the left shoulder, fixed to run around the upper edge of the seam and fastened to the left chest pocket button. Where the cadet has qualified for more than one lanyard, then either the Junior Leader or Aerospace lanyard is to be worn.

0429. BADGES WORN WITH SPECIALIST CLOTHING

Badges worn with CS95 and PCS-MTP Uniform are detailed in para 0220. In addition, if authorized, certain official badges can be worn depending on rank and specialist qualifications gained (see paras **0436 & 0441** for details).

Note: For PCS-MTP the only badges which are permitted to be sewn directly on to the material are:

- a. Aircrew wings/brevet worn on the left breast, (unless operationally inappropriate) positioned so the top of the badge sits no higher than the top of the left breast map pocket. These may be affixed using touch & close methods if required.
- b. RAF Regiment shoulder titles, to be worn immediately below and central on each shoulder seam.
- c. Embroidered name badges are not worn on PCS-MTP. All other forms of authorised qualification badges, emblems and insignia for wear with operational clothing are detailed in this chapter.

Badges worn with Coveralls and Flying Suits:

- a. ATC/CCF beret and badge, as issued.
- b. Blue Rank Badge slides, as issued, on both epaulettes.
- c. AEF and VGS Staff Cadets should also wear a “Flight Staff Cadet” patch on the left breast of their own overalls or flying suits.

OFFICER BADGES AND RANK INSIGNIA POSITIONS



Officer cap badge



Officer beret badge



Officer RAF VR(T)
insignia



Off Cadet Rank Slide

RAFVR(T) OFFICERS MUST WEAR THE ANNODISED VRT INSIGNIA ON RANK BRAID


JUNIOR OFFICERS



Flt Lt Rank Slide



Fg Off Rank Slide



Plt Off Rank Slide

Fit through braid If possible
Otherwise just above

SENIOR OFFICERS



Gp Capt Rank Slide



Wg Cdr Rank Slide



SqN Ldr Rank Slide

0430. POSITIONING OF OFFICER RANK BADGES:

- a. Jacket Sleeves, No 1 SD.** All officers wear rings of black and blue ranking braid as appropriate to their rank, the centre of the braid being 9.5 cm (3 ¾") from the bottom of the cuff.
- b. Rank slides for the No 2, 3, 6 and 7 SD and Outerwear.** The bottom row of Blue Composite Braid should be at the base of the epaulette, for Plt Off and Fg Off the braid should be mounted centrally on a backing material matching the host garment. All must incorporate the Gilt VRT Insignia.
- c. All Officers within the ACO, who have not completed their OIC at ATF RAF Cranwell, must wear white rank slides with VRT insignia when in uniform, prior to attending ATF. There are no exemptions.**
- d. Jackets, No 5 and 8 Mess Dress.** Full width gold ranking lace is worn on the sleeve of the No 5 (Mess Dress) composed as prescribed for No 1 SD. Half-width gold lace is worn on the shoulder straps of No 8 (Mess Dress) uniforms.

Flying badges worn with No 5 and No 8 (Mess Dress) are to be half size, gold embroidered on blue/grey material. The badge is positioned on the left lapel with the top of the centre of the badge 1 ½" (3.8cm) below the inner end of the collar step opening.

WO/SNCO (ATC) CAP BADGES



WO cap badge



WO beret badge



SNCO (ATC) beret badge



WO/SNCO ATC insignia
Must be worn with all uniforms

WO/SNCO (ATC) BLUE RANK SLIDES ONLY FOR No 2 / No 3 Dress



WO (ATC)

EX WO 1's only who held a Royal Warrant of the 3 Regular Forces and a number of WO (ATC) holding key posts authorised by Comdt AC only (to be relinquished on leaving post)



WO (ATC)



FS (ATC)



SGT (ATC)



All SNCOs awaiting ATF course

No 1 UNIFORM BADGES



WO (ATC) Badge

EX WO 1's only who held a Royal Warrant of the 3 Regular Forces and a number of WO (ATC) holding key posts authorised by Comdt AC only (to be relinquished on leaving post)



WO (ATC) Badge



FS (ATC)



SGT (ATC)

0431. POSITIONING OF WO/SNCO (ATC) RANK BADGES:

a. Jacket Sleeves, No 1 SD:

- (1) WO – centre of badge 16.5cm (6 ½”) from sleeve bottom.
- (2) SNCO – lowest point of the chevrons 24.1cm (9 ½”) from the shoulder seam.
- (3) FS – a 3-bar chevron surmounted by a crown. The base of the crown is to be 3mm (1/8”) above a horizontal line joining the upper tips. The metal crown is only to be worn on the No 1 SD jacket.

b. Shoulder Slides for the No 2, 6 and 7 SD and Outerwear. The appropriate blue rank slide badges incorporating the Anodised ATC Insignia are to be worn by all WO/SNCO (ATC) on the rank epaulette.

c. Rank Slides for (No 3 SD) CS 95/PCS-MTP. The appropriate blue rank slides incorporating the Anodised ATC Insignia are to be worn on the “front rank epaulette” of the CS 95/PCS-MTP jacket and shirts.

d. All SNCOs within the ACO who have not completed their SSIC at ATF RAF Cranwell, must wear white rank slides with ATC insignia when in uniform, prior to attending ATF. The only exemption will be Ex Regular Forces WOs/SNCOs, however they are still required to attend the SSIC at ATF.

e. WOs and SNCOs on No 5 and 8 (Mess Dress). The gold-embellished, single rank badge is worn on the right sleeve only, in the position prescribed for No 1 SD.

Flying badges worn on No 5 and 8 (Mess Dress) are to be half size, gold embroidered on blue/grey material. The badge is positioned on the left lapel with the top of the centre of the badge 1 ½” (3.8cm) below the inner end of the collar step opening.

HATS AND BADGES

AIR OFFICER



Air Officer (Male) No 1 SD Hat

Females have same insignia but on female style SD Hat



Beret



Optional AO Field Service Cap

GROUP CAPTAIN



Group Captain (Male) No 1 SD Hat

Females have same insignia but on female style SD Hat



Beret



Optional AO Field Service Cap

WING COMMANDER AND BELOW



Male No 1 SD Hat



Female No 1 SD Hat
(Female WO wear this hat with WO Badge)



Beret



Optional Field Service Cap
(Private Purchase Item)

WO / SNCO (ATC)



Male WO No 1 SD Hat



Male SNCO No 1 SD Hat



Female SNCO No 1 SD Hat
(Female WO may wear this hat with WO Hat Badge)




Beret with RAF Badge
(WO wear this with miniature WO Badge)



Optional Field Service Cap
(WO wear this with miniature WO Badge. Private Purchase Item all ranks)

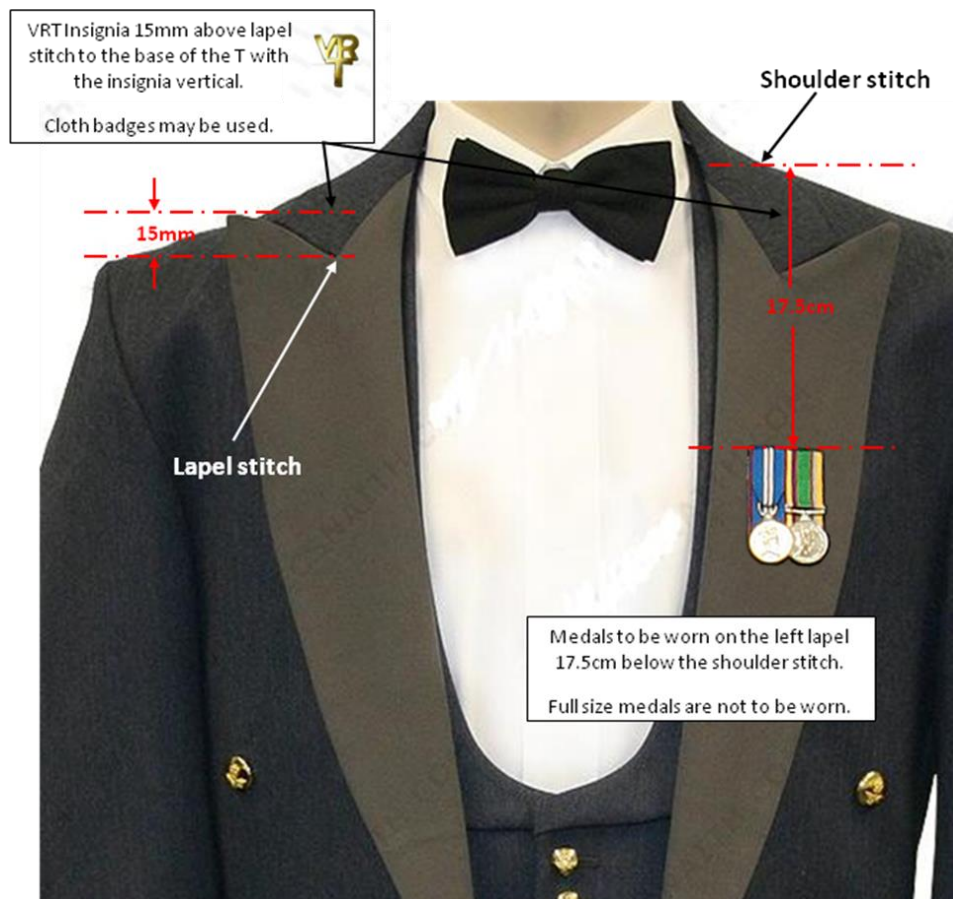
0432. POSITIONING OF VRT AND ATC INSIGNIA



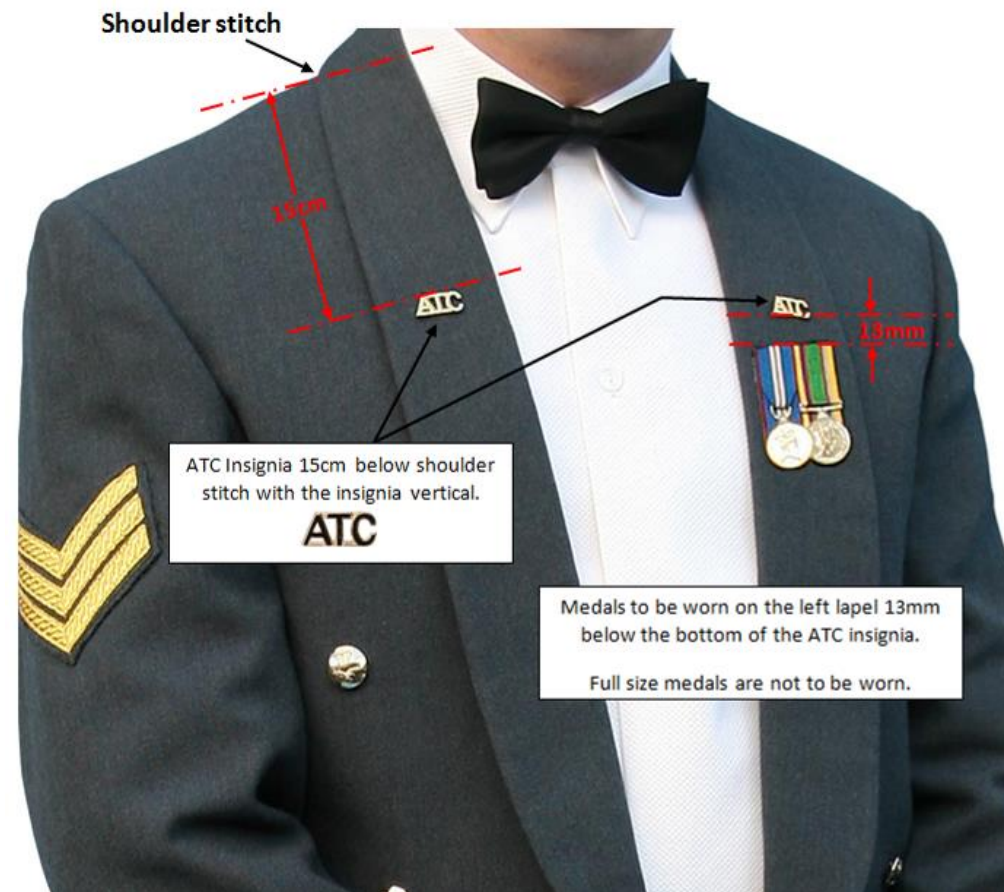
Officer RAFVR(T) No 1SD



WO/FS/SGT(ATC) No 1SD



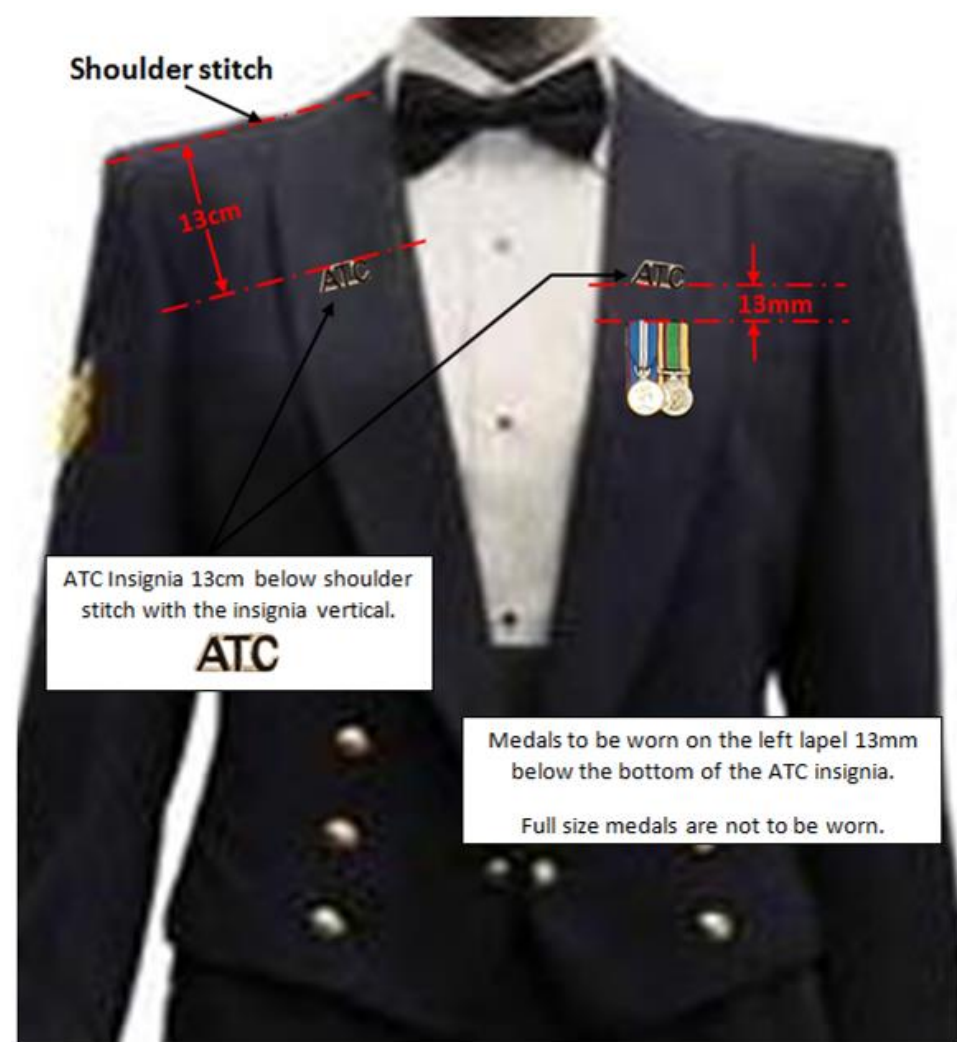
Male Officer RAFVR(T) No 5 Mess Dress



Male WO/FS/SGT(ATC) No 5 Mess Dress



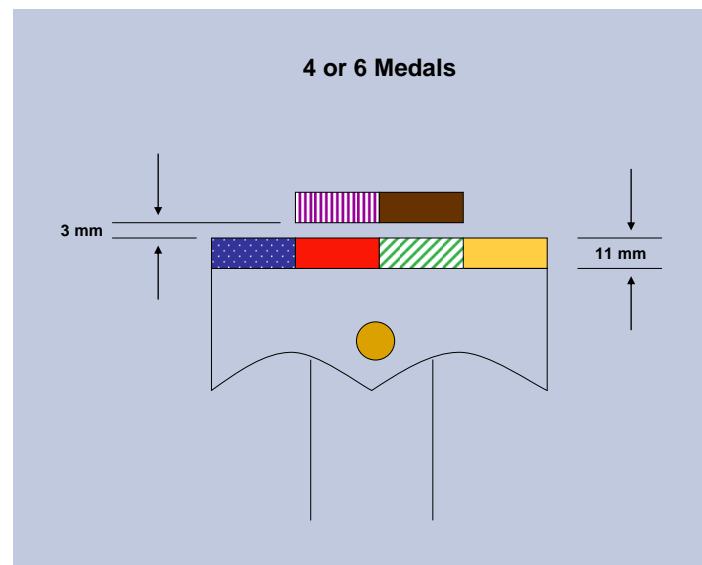
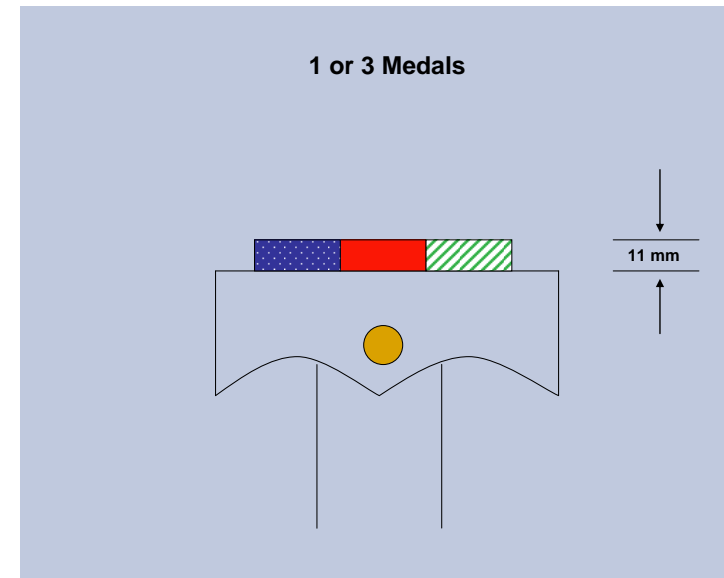
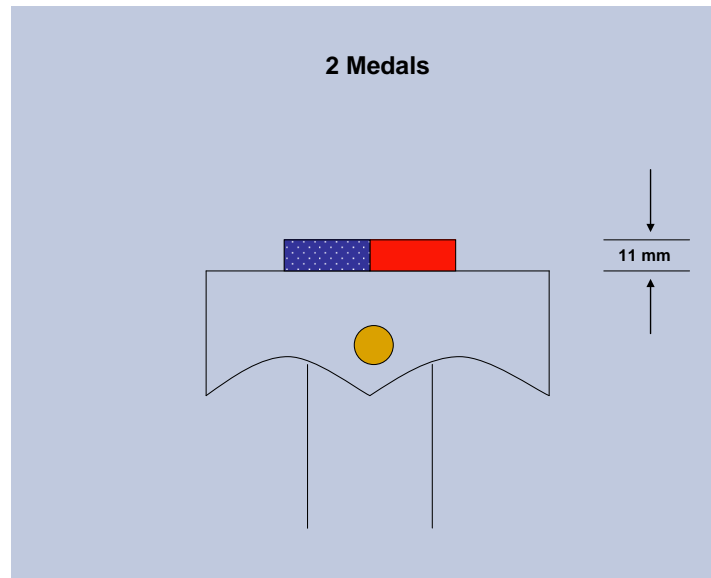
Female Officer RAFVR(T) No 5 Mess Dress



Female WO/FS/SGT(ATC) No 5 Mess Dress

0433. POSITIONING OF MEDAL RIBBONS

(Worn over Left Breast Pocket)



Only 4 ribbons in 1 row all other ribbons go in a tier system above the last row. If there is only 1 ribbon it goes centrally above the left breast pocket.

0434. BADGE POSITIONS ON THE BRASSARD AIR TRAINING CORPS – OLD STYLE

All Brassards To Be Worn Outside The Turn-up On Shirts When Rolled Above Elbow
Never To Be Worn With CS 95/PCS-MTP

Classification Badges – First Class-Leading-Senior Cadet-Master Air Cadet are to be worn in a central position immediately below and touching the Distinguishing badge. Only one Classification Badge is to be worn and is to be for the highest classification for which the cadet is qualified.

Leadership Course badge – is to be worn in a central position immediately below and touching the Classification badge.

Nijmegen Badge – is to be worn on the left hand side of the brassard with the base of the badge 9 cm from the bottom edge, and 6 mm from the left hand edge of the brassard.

Marksman Badges – are to be worn on the bottom left hand side of the brassard 6 mm from the bottom edge and with the centre of the badge 6 cm from the centre line of the brassard. The Cadet 50 and 100 badge are to be worn in the same position but with the years flashes equally placed 6mm from the bottom and main badge immediately above and touching with the edge of the badge 6mm from the left hand curved edge of the brassard. Only one Marksman badge the highest level is to be worn.

Central position

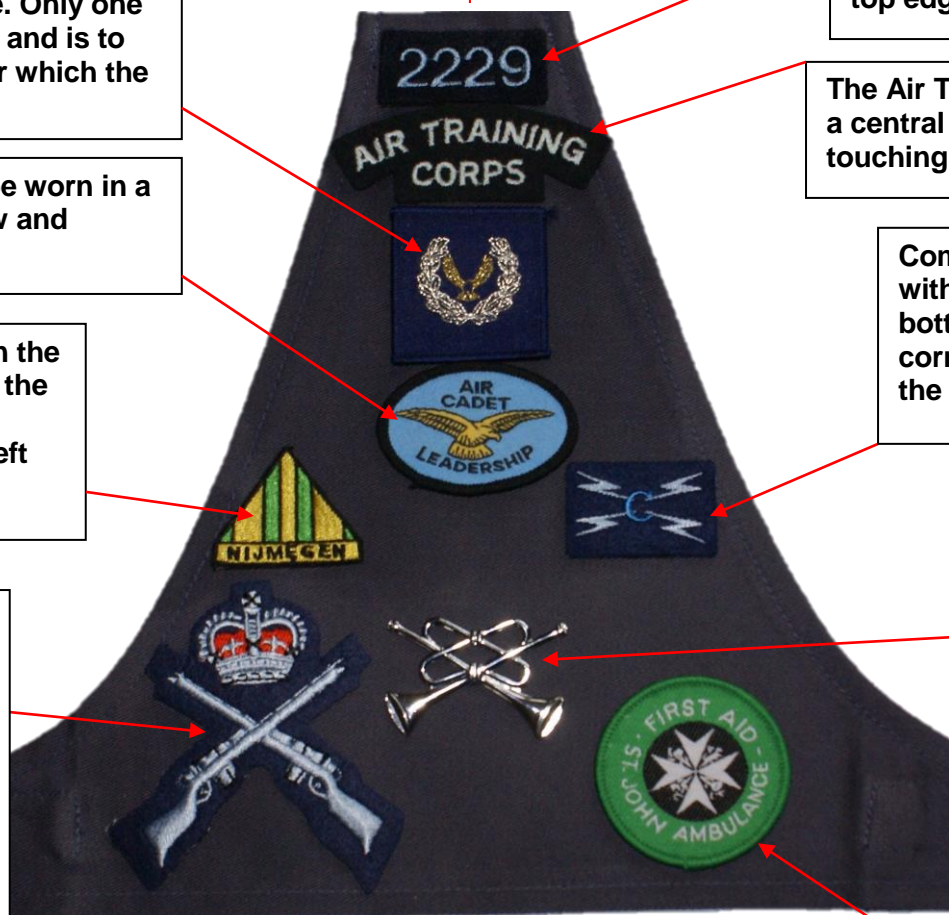
Identification Badge – is to be worn centrally 6mm from the top edge of the brassard.

The Air Training Corps Badge is to be worn in a central position immediately below and touching the Identification badge.

Communication Badge – is to be worn with the base of the badge 9 cm from the bottom edge and the top right hand corner 6 mm from the right hand edge of the brassard.

Musicians Badges - are to be worn on the centre line of the brassard with the centre of the badge 6 cm from the bottom edge of the brassard.

First Aid Badge – is to be worn on the bottom right hand side, 6mm/16mm from the bottom edge of the brassard, with the centre of the badge **6cm** from the centre line of the brassard. Only the highest award is to worn and only for the duration that the cadet is qualified. (See para 0413 for details)



BADGE POSITIONS ON THE BRASSARD AND JERSEY AIR TRAINING CORPS – PROGRESSIVE SYLLABUS



0435. BADGE POSITIONS ON THE BRASSARD COMBINED CADET FORCE – OLD STYLE

All Brassards To Be Worn Outside The Turn-up On Shirts When Rolled Above Elbow
Never To Be Worn With CS 95/PCS-MTP

Classification Badge – First Class Cadet Part 1 – Leading Cadet Part 2 – Senior Cadet
Advanced to be worn in a central position immediately below and touching the CCF Distinguishing badge. Only one Classification Badge is to be worn and is to be for the highest classification for which the cadet is qualified.

Leadership Course badge – is to be worn in a central position immediately below and touching the Classification badge.

Nijmegen Badge – is to be worn on the left hand side of the brassard with the base of the badge 9 cm from the bottom edge, and 6 mm from the left hand edge of the brassard.

Marksman Badges – are to be worn on the bottom left hand side of the brassard 6 mm from the bottom edge and with the centre of the badge 6 cm from the centre line of the brassard. The Cadet 50 and 100 badge are to be worn in the same position but with the years flashes equally placed 6mm from the bottom and main badge immediately above and touching with the edge of the badge 6mm from the left hand curved edge of the brassard. Only one Marksman badge the highest level is to be worn.



The Combined Cadet Force Distinguishing Badge is to be worn centrally with the top edges of the badge as high as possible with both corners 6 mm from the edge of the brassard.

Communication Badge – is to be worn with the base of the badge 9 cm from the bottom edge and the top right hand corner 6 mm from the right hand edge of the brassard.

Musicians Badges - are to be worn on the centre line of the brassard with the centre of the badge 6 cm from the bottom edge of the brassard.

First Aid Badge – is to be worn on the bottom right hand, 6mm/16mm from the bottom edge of the brassard, with the centre of the badge 6cm from the centre line of the brassard. Only the highest award is to worn and only for the duration that the cadet is qualified. (See para 0413 for details)

0436. AUTHORISED PATCHES TO BE WORN FOR CS 95/PCS-MTP

PATCHES WORN ON THE RIGHT SLEEVE – worn with the top of the badge 7.5cm from shoulder seam (CS 95)



RAF Tactical Recognition Flash
RAFVR(T) Officers Only



WO / SNCO(ATC) Formation Flash



Cadets Formation Flash

PATCHES WORN ON THE LEFT SLEEVE – worn with the top of the badge 7.5cm from shoulder seam (CS 95)



No 1 North



No 3 South West



The Scottish SATT
(ScotSATT)



No 5 London &
South East



Medical Team (Major Events).
Trained Medics, Nurses or
Doctors only. Badge covers
entire left blanking plate.



Junior Leader – Graduate
Cadets Only



No 6 Central & East



No 7 Wales & West



HQAC Shooting



Skill at Arms Team

SATT TEAMS

Not obtainable from service
sources.

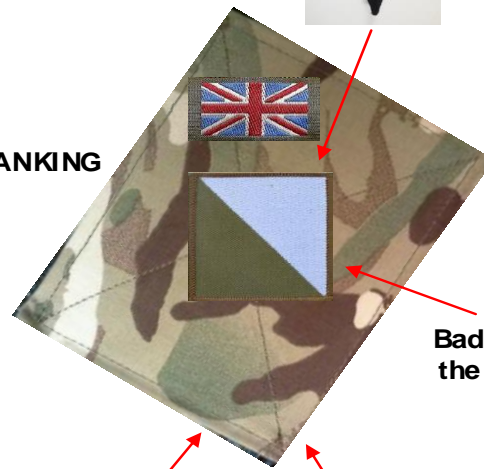
BADGE POSITIONS FOR PCS-MTP BLANKING PLATES

UNION JACK ONLY IF
ALREADY STITCHED ON
(upper corners meet the
edges of the plate)



Dagger replaces
formation badge

LEFT BLANKING
PLATE



Badge affixed centrally to
the Blanking Plate below
the union emblem



SATT




JUNIOR LEADERS



TRF moves down
so lower corners
meet edge of
Blanking Plate if
Para wings worn

Maroon colour on right,
(affixed centrally to the
Blanking Plate)

RIGHT BLANKING
PLATE



VRT OFFICER



WO/SNCO (ATC)



ACO CADETS

Each patch is to carry no more than 2 badges. No other badges are worn i.e. Weapons instructor, RAF Regt Cross Rifles etc.

0437. RAF REGIMENT SHOULDER BADGES. Under Policy directed by CG RAF Regiment (20150202-RAF_Regt_Dress_and_Badging_PCCU-V2-O dated 02Feb15) only the following personnel are permitted to wear the RAF Regiment Shoulder Badges with No 1SD, CS95/PCS-MTP and No 5 Mess Dress:

- a. **RAFVR(T) Officers** who have qualified through attendance of a Junior Regiment Officers Course (JROC).
- b. **WO, FS & Sgt(ATC)** who have previously qualified, or been entitled to wear the shoulder badge, at substantive Sgt rank or above in the Regular or Reserve Air Forces.

ALL RAFVR(T) AND ATC INSIGNIA MUST ALSO BE WORN WITH THESE BADGES

The badge is to be mounted with

No 1 Dress



CS95/PCS-MTP



No 5 Mess Dress



These are to be only worn on No 1 dress, all Mess dress and No 3 Dress CS 95/PCS-MTP

RAF Regiment Rank slides are **not** to be worn with No 2 Dress

0438. ACO Uniformed Staff Flying Badges. This section deals with those flying badges (QR J727 & 728), parachute badges (QR 434 to 436) and glider pilot badges currently in issue which can be worn by eligible ACO Uniformed Staff.



Pilot

Wings of drab silk embroidery with monogram 'RAF' in centre, surrounded by laurel leaf of brown silk and surmounted by a crown on dark blue melton cloth.



Glider Instructor

Wings embroidered in light blue with dark blue edging, a central 'G' monogram contained in a woven blue ring and surmounted by a crown on dark blue melton cloth.



Glider Pilot

Wings embroidered in light blue with dark blue edging, a central 'G' monogram contained in a woven blue ring on dark blue melton cloth.



Rear Aircrew Brevet

The monogram 'RAF' in drab silk surrounded by a laurel leaf of brown silk, surmounted by a crown with an outspread drab silk wing 2½" (6.35 cm) long on dark blue melton cloth. Introduced 1 Apr 03 (See note below).



Fighter Controller (FC)

The letters 'FC' of drab silk surrounded by a laurel leaf of brown silk with an outspread drab silk wing 2½" (6.35 cm) long – on dark blue melton cloth.



Airborne Technician (AT)

The letters 'AT' of drab silk surrounded by a laurel leaf of brown silk with an outspread drab silk wing 2½" (6.35 cm) long – on dark blue melton cloth.



Airborne Image Analyst

The letters 'IA' of drab silk surrounded by a laurel leaf of brown silk with an outspread drab silk wing 2½" (6.35 cm) long – on dark blue melton cloth.



Parachute Jump Instructor.

(Honorary Aircrew Status QR 434) A small parachute in drab silk surrounded by a laurel leaf with an outspread drab silk wing 2½" (6.35 cm) long on dark blue melton cloth.

Note. With effect 1 Apr 03 the range of 5 aircrew brevets for rear crew personnel were replaced by the single rear crew brevet (see above). Those aircrew who were already qualified to wear old style individual brevets (see below) can opt to wear the new brevet (providing they were still serving aircrew on 01 Apr 03) or retain the old style but there will be no further provisioning of the current brevet. Similarly those aircrew who were qualified to wear wings, brevets or parachute badges that have been replaced since they left regular service may continue to wear their original badges on the understanding that these badges are obtained as a personal purchase.



Navigator



Air Electronics Officer/Operator (AE)



Air Engineer (E)



Air Loadmaster (LM)

The letters 'N', 'AE', 'E' or 'LM' of drab silk surrounded by a laurel leaf of brown silk with an outspread drab silk wing 2½" (6.35 cm) long on dark blue melton cloth.

0439. When entitled to wear one of the flying badges described at Para 0436, it is to be worn on the left breast of the No 1 uniform jacket immediately and centrally above the top line of conventional breast pockets (when fitted) and in a corresponding position on the No 2 jersey and women's dresses. They can also be worn on No 3 Dress (CS 95, etc) unless operationally inappropriate. When medal ribbons are worn, flying badges are to be placed directly above the top row of medal ribbons, with a space of ¼" (6.5 mm) between the lowest part of the badge and the upper edge of ribbon(s).

- a. A flying badge, being a qualification badge, is not to be regarded as either a decoration or the equivalent of a regimental badge. ACO personnel are not to wear any of the badges listed above and in QRs unless authority for them to do so has been granted in accordance with the regulations prescribed from time to time by the Defence Council.
- b. An officer, on ceasing to be employed on flying duties, and an airman on being remustered to a ground trade, unless ordered otherwise, may elect to wear any of the badges for which he has been previously qualified.
- c. A foreign flying badge is not to be worn with RAF uniform. This regulation does not preclude RAF personnel from accepting the presentation of a foreign flying badge.

0440. Flying and gliding badges worn with No 5 and 8 SD (Mess Dress) are to be half size, gold embroidered on blue/grey material. The badge is positioned on the left lapel with the top of the centre of the badge 1½" (3.8 cm) below the inner end of the collar step opening.

0441.ACO Uniformed Staff Qualification Badges. The following qualification badges have been approved for wear by eligible ACO Uniformed Staff:

a. **Parachutist Badge With Wings (see QR 435).** The parachutist badge with wings depicts an opened parachute flanked by a pair of wings. The parachute is embroidered in white and the wings in light blue. When authorised the badge is to be worn on the right sleeve, with the badge centre 3" (7.6 cm) below the shoulder seam on No 1, 1A, 4 SD, 2 SD jersey, CS 95 jacket and shirt. A small gold embroidered version is to be worn on No 5, 5A and 8 SD uniforms in the same position.



b. **SF Parachutist Badge / HALO Wings.** ACO personnel who have successfully completed the Special Forces Parachute Course (SFPC) are entitled to wear the SF Parachute Badge. The badge is to be worn in the same manner as for the parachutist badge with wings.



c. **Parachutist Badge Without Wings (see QR 435).** The parachutist badge without wings consists of an opened parachute in white on a circular background. The badge is to be worn by qualified personnel in the same manner as for the parachutist badge with wings.



d. **All Arms Commando Dagger.** The red dagger can be worn by qualified personnel, with the exception of FSs, on the left sleeve of their No 1 SD, No 5 SD, or No 2 SD Jersey centrally positioned with the tip of the badge 4" from the shoulder seam. When worn by a FS on No 1 or 5 SD, the badge is to be positioned on the left sleeve of the respective uniform with the lower point of the badge 2 inches from the cuff in line with the point of the chevrons.



0442. AUTHORISED BADGES FOR CIVILIAN INSTRUCTORS AND PADRES

CIVILIAN INSTRUCTORS



ATC LAPEL BADGE



CIVILIAN INSTRUCTOR'S ARM BAND



CI LAPEL BADGE

PADRES



CHAPLAIN'S SCARF BADGE



CHAPLAIN'S LAPEL BADGE

CHAPTER 5

ACO ORDERS OF DRESS – CIVILIAN INSTRUCTORS AND PADRES

CHAPTER 5

ACO ORDERS OF DRESS – CIVILIAN INSTRUCTORS AND PADRES

Contents

Para No

0501

0502

0503

0504

0505

Chapter 5 – Introduction

This chapter illustrates, through a selection of explanatory notes and illustrations the various orders of dress for male and female Civilian Instructors and Padres. It also stipulates the occasions on which each type of dress should be worn.

Notes:

CI's are not permitted to wear uniform, **with the exception of Variations of CS95/PCS-MTP, Page 42 Para 0222.**

Dress for CI's should always be appropriate for the task and non offensive. Slogans on T-shirts that are offensive should not be worn. Male and female CI's should ensure that they are suitably dressed. Male CI's should always have a top with a collar on and Female CI's should always ensure that modesty is maintained.

Formal wear for Civilian Staff (No1 Uniform equivalent)

- a. Dark suit with shirt, tie and shoes or Blazer and flannels with shirt, tie and shoes.
- b. Females in Trouser/Skirt suit with blouse or dress, Skirt with blouse with shoes.

Squadron Parade Night.

- a. Trousers, Chino's or Cargo style with issue Polo shirt and Sweatshirt or Squadron Polo shirt acceptable. If not issued then a casual smart open neck shirt with jersey or sweatshirt,
- b. Females same but may wear slacks, skirts or shorts of a suitable length no more than 3" above the knee.
- c. Footwear should be suitable to the task.

Adventure Training/ Field Craft Dress

- a. DPM clothing of any pattern or style is not to be worn by CI's under any circumstances no matter what the task.
- b. Outdoor clothing suitable for task, water proofs, fleeces. Cargo/walking trousers (not Jeans) and sturdy boots for both Male and Female CI's.

Dress in the Mess on RAF Stations (summer camps etc).

- a. Dictated by Mess rules, check on arrival.
- b. A minimum standard is expected of a collared shirt, trousers/chinos which includes jeans but these must be clean (not ripped or fading) jersey/cardigans.
- c. Ladies may wear skirts/trousers with blouse or dresses.
- d. Shoes but not trainers or sandals (No sports kit).
- e. If formal a collar and tie with jacket and trousers and ladies should wear a dress or skirt and blouse.

Formal Function wear for Civilian Staff (No 5 or No 4 Dress equivalent) (Mess Dinners)

- a. Black tie (Dinner Jacket) white shirt no winged collars black bow tie with black shoes or a Lounge suit with collar and tie shoes.
- b. Ladies Evening Dress full length or Evening Cocktail Dress to a modest length Ladies should have their shoulders covered at the table. In recent years the length of ladies dresses have become shorter, this is also mirrored in the Royal Air Force.
- c. The PMC/CMC should give direction on each event.

ACO – ORDERS OF DRESS - CIVILIAN INSTRUCTORS



Formal Wear



Squadron Parade Night



DRAFT COPY ONLY INCOMPLETE

PADRES

Dress for ATC Chaplains

Even if it is not your personal custom normally to wear a clerical collar (although entitled) you should endeavour to do so when on an RAF Station. This establishes your status and makes you immediately recognisable to all station personnel.

RAF No 1 HOME DRESS (TUNIC)

This is only worn on formal occasions. The recommended equivalent dress for Chaplains is a lounge suit with clerical collar and miniature Chaplain's badge.

RAF No 2 HOME DRESS –WORKING DRESS

This should be a dark sweater and clerical collar with Chaplain's badge. In the summer, shirtsleeve order should be followed.

Adventure Training/ Field Craft Dress

- a. DPM clothing of any pattern or style is not to be worn by Padres under any circumstances no matter what the task.
- b. Outdoor clothing suitable for task, water proofs, fleeces. Cargo/walking trousers (not Jeans) and sturdy boots for both Male and Female Padres.

ACO – ORDERS OF DRESS - PADRES

More information on Padres
Dress pending from the Corps
Chaplain



INTENTIONALLY BLANK

CHAPTER 6

ACO ORDERS OF DRESS – BANDS NATIONAL / REGIONAL / WING / CCF CONTINGENTS / SQN

CHAPTER 6

ACO ORDERS OF DRESS - BANDS NATIONAL / REGIONAL / WING/ CCF CONTINGENTS / SQN

Contents	Para No
Introduction	
Uniform Dress (Cadets)	
Normal Working Dress	0601
Parade Dress	0602 - 0604
Authorised Head Dress	0605 - 0606
<i>Illustration</i> – No 2 (Full) Routine Working Dress – Male & Female – Cadet Band	
<i>Illustration</i> – No 2A (Long Sleeve) Routine Working Dress – Male & Female – Cadet Band	
<i>Illustration</i> – No 2C Routine Working Dress – Male & Female – Cadet Band	
No 1 Service Dress – Male & Female Cadets	0607 - 0615
<i>Illustration</i> – No 1 Service Dress – Male & Female – National Marching Band of the ACO & National Fanfare Section of the ACO Only	
Highland Dress	0616
<i>Illustration</i> – Bagpipes showing RAF tartan ribbons and cover	
<i>Illustration</i> – Highland Dress – Male & Female	
Salon Dress	0617 - 0618
<i>Illustration</i> – Salon Dress – Male & Female – Cadets Only	
Badges	0619 - 0624
Temporary National Emblems	0625

Band Insignia

0626

Band Accoutrements

0627 – 0628

Uniform Dress (CFAV)

CFAV Performing with Cadet Bands

0629 – 0633

Directors of Music and Bandmasters, Principal Director of Music (ACO) & Corps Bandmaster

0634 – 0641

ACO Band Drill & Ceremonial Drill Instructor

0642 – 0643

Illustration – Musician Lyre surmounted by a crown – Corps Bandmaster only

Illustration – Principal Director of Music (ACO) Performance Dress

Illustration – Director of Music (ACO / Region / Wing / Sqn) Performance Dress

Illustration – Corps / Region / Wing / Sqn Bandmaster Performance Dress

Introduction

This Chapter illustrates, through a selection of explanatory notes, the various orders of dress for ACO Band personnel. It also stipulates the occasions on which each type of uniform should be worn.

Uniform Dress (Cadets)

0601. Normal Working Dress. Normal working dress for Air Cadet Musicians, whether individuals or members of bands, is precisely the same as that for any other cadet: No 2C SD (dark blue shirt).

0602. Parade Dress. Similarly, when a smarter form of dress is appropriate (for example, when performing rather than rehearsing) a Wedgwood blue shirt, black tie and Jumper should be worn: No 2 (Full) SD (or No 2A SD where appropriate). For Health and Safety reasons females wear flat shoes - not court shoes. When performing on stage (at a concert for instance) female cadets should wear No 2D trousers/slacks rather than skirts. In the interests of uniformity, females should be encouraged to wear slacks rather than skirts when performing in a marching band.

0603. The following accoutrements only may be worn:

- a. White coullene belts (worn over the top of the Jumper when in No 2 (Full) SD uniform, but not worn with No 2A / No 2C SD). White belts are to be the standard simple 'brass fasteners and white sliders' type, not the Royal Air Force buckle **or chrome plate**. Brass fasteners are to be highly polished.
- b. White cotton/nylon gloves may be worn by Drum Majors only (not to be worn with No 2C SD).
- c. White dress cords - worn on the left shoulder (only to be worn in No 2 (Full) SD uniform with jersey)
- d. Drum Majors may wear a dark blue Sash over the left shoulder (not to be worn in No 2C SD or Highland Dress). Sashes are worn over the top of white belts.

Note: Although authorised for wear, the above items are not scaled for issue at public expense.

0604. The following items are not to be worn:

- a. Gauntlets.
- b. Hackles or plumes.
- c. Any item of Royal Air Force No 9 SD.

Authorised Head Dress

0605. Cadets will wear either the beret, or glengarry (Highland Dress), with the appropriate beret badge (ATC or CCF).

0606. No 1 SD hats, busbies, or any head-dress other than the beret or glengarry (Highland Dress) are not permitted. Items of head-dress for religious denominations are permitted as per para 0125.

No 2 (FULL) SERVICE WORKING DRESS UNIFORM (No 2 SD) – MALE & FEMALE – CADET BAND

Image Pending



Cadet Drum Major



Cadet Instrumentalist

Cadet Percussionist

WHITE BELTS MAY BE WORN

No 2A (LONG SLEEVED) ROUTINE WORKING DRESS (No 2A SD) – MALE & FEMALE – CADET BAND

Image Pending



Cadet Drum Major



Cadet Instrumentalist

Cadet Percussionist

WHITE BELTS ARE NOT TO BE WORN

No 2C ROUTINE WORKING DRESS (No 2C SD) – MALE & FEMALE – CADET BAND

Image Pending



Cadet Drum Major



Cadet Instrumentalist

Cadet Percussionist

WHITE BELTS AND GLOVES ARE NOT TO BE WORN

No 1 Standard Dress – Male & Female Cadets

0607. No 1 SD may only be worn by the National Marching Band of the ACO and the National Fanfare Section of the ACO. Authority to wear No 1 SD is granted to the Band and the Section, not to the individuals within those ensembles and is only worn during performances or dress rehearsal.

0608. Under no circumstances are No 1 SD uniforms to be worn by cadets in Region, Wing or Squadron Bands.

Authorised Ensemble (Pending RAF Dress Committee & HQAC Approval)

0609. Head dress. Cadets will wear berets (not SD hats) with the appropriate hat badge.

0610. Jacket & Trousers. As for standard No 1SD. Female cadets are to wear trousers.

0611. Shirt. The Service issue long-sleeved wedgwood blue shirt is to be worn.

0612. Tie. A plain black Service issue tie is to be worn, secured with a Windsor knot.

0613. Footwear. Highly polished blacker leather DMS shoes. **For Health & Safety reasons, females are not to wear court shoes.**

0614. Badges. The following badges (and no others) will be worn with No 1SD issued for use with the National Marching Band of the ACO and the National Fanfare Section of the ACO as follows:

- a. The Air Training Corps or Combined Cadet Force distinguishing badge 1 cm ($\frac{1}{2}$ ") below the shoulder seam on both sleeves.
- b. Rank badges are not to be worn.

0615. Accoutrements. The following accoutrements may be worn.

- a. White cotton/nylon gloves may be worn by Drum Majors only.

**No 1 SERVICE DRESS UNIFORM (No 1 SD) – MALE & FEMALE
NATIONAL MARCHING BAND OF THE ACO AND THE NATIONAL FANFARE SECTION OF THE ACO ONLY**

Image Pending

Image Pending

Image Pending

Cadet Drum Major

Cadet Percussionist

Cadet Instrumentalist

Highland Dress

0616. Pipe bands, subject to the approval of OIC Air Cadet Pipe Music, may wear Highland Dress as follows:

- a. Glengarry with appropriate badge (ATC or CCF).
- b. Black Day Jacket or Patrol Jacket.
- c. Wedgwood blue shirt and black tie.
- d. Kilt in RAF (Douglas) tartan with sporran and kilt belt.
- e. RAF Blue grey, knee length hose with flashes.
- f. Black DMS shoes.
- g. RAF tartan bagpipe ribbons are to be attached to the bagpipe drones. The bagpipe cover is to be navy blue with gold trim.

Notes: Although authorised for wear, Highland Dress is not scaled for issue at public expense.

Rank badges are not to be worn with Highland Dress.

Highland dress is the same for both male and female cadets.



**Bagpipes
showing RAF tartan ribbons and navy blue cover**

HIGHLAND DRESS – MALE & FEMALE



Cadet Pipe Major

Image Pending

Cadet Percussionist



Cadet Piper

WHITE BELTS AND GLOVES ARE NOT TO BE WORN

Salon Dress

0617. Where the occasion warrants a more formal dress (for instance at a formal dinner) the following may be worn by cadets (without headdress, badges or insignia) and within the confines of the venue:

- a. Plain white shirt with normal (not winged) collar.
- b. Black bow tie.
- c. No 2 SD Blue grey trousers for males. No 2 SD trousers/slacks for females (not skirts).
- d. Black DMS shoes (flat shoes for females).
- e. RAF Slate grey cummerbund.

Notes: Although authorised for wear, with the exception of blue grey trousers/slacks these items are not scaled for issue at public expense. Rank badges are not to be worn with Salon Dress

0618. Alternatively, at the discretion of the OIC, female cadets may wear a full length evening dress in a style and colour in keeping with the male attire.

SALON DRESS – MALE & FEMALE – CADETS ONLY



Salon Dress - Male



Salon Dress - Female

Badges

0619. Cadets may be awarded ACO musician badges according to the instrument they play:

- a. Bugler and non-valved Trumpeters (crossed trumpets - worn with the mouthpieces pointing upwards).
- b. Drummer (drum) for percussionists.
- c. Piper (bagpipe) for pipers.
- d. Bandsman (lyre) for all other instrument players (including valved trumpeters and tuned percussionists).

Criteria for the award is set out in ACTO 123. Any cadet who plays a musical instrument to the qualifying standard (grade 3 and above) is eligible for the award of a musician's badge, even if they are not part of an ACO band.

0620. The criteria for the award of 'silver' and 'gold' musician badges are set out in ACTO 123. An individual may be awarded more than one musician badge, but only one is to be worn. Where an individual has been awarded both 'silver' and 'gold' badges, the 'gold' badge should be worn.

0621. The appropriate musicians badge is to be worn on the centre line of the brassard with the centre of the badge 6cm from the bottom edge of the brassard.

0622. Standard Royal Air Force Drum Major insignia may be worn by Drum Majors performing with ACO/Region/Wing/Sqn Bands. The epaulette slide comprises of four inverted chevrons surmounted by a drum on a dark blue background and is worn on the epaulettes of the shirt or jumper as per standard rank slides. Drum Major is an appointment not a rank and is only to be worn when performing or rehearsing with the band. No other rank slides are to be worn.

0623. The Royal Air Force Musician badge with crown is not to be worn under any circumstances.

0624. Musician badges are not to be worn by CFAVs.

Temporary/National Emblems

0625. The Royal British Legion Poppy and authorised national flowers or emblems are to be worn in accordance with paras 0132 and 0133 with the following exception:


- a. **Side Drummers.** Due to the drum sling being worn across the right shoulder (and therefore covering the usual position) side drummers will wear the poppy or national emblem in the corresponding position on the left side of the uniform.

BAND UNIFORMS (CADETS) – BADGES, INSIGNIA AND ACCOUTREMENTS


0626. Band Insignia (ACTO 123). The following band insignia are authorised:



Old Style - Bugler and non-valved Trumpeters. Consisting of crossed trumpets in white metal or gold.




Progressive Syllabus - Bugler and non-valved Trumpeters. Consisting of crossed trumpets embroidered in blue, bronze, silver or gold on a dark blue background.



Old Style - Drummer. Consisting of a drum in white metal or gold.



Progressive Syllabus - Drummer. Consisting of a drum embroidered in blue, bronze, silver or gold on a dark blue background.



Old Style - Bandsman. Consisting of a lyre within a wreath in white metal or gold.



Progressive Syllabus - Bandsman. Consisting of a lyre within a wreath embroidered in blue, bronze, silver or gold on a dark blue background.



Old Style - Piper. Consisting of pipes in white metal or gold.



Progressive Syllabus - Piper. Consisting of pipes embroidered in blue, bronze, silver or gold on a dark blue background.

0627. Band Accoutrements. The following accoutrements are authorised:



White Courlene Belt

'Brass fasteners and white sliders' type with brasses highly polished. MOD chrome plates not to be used.



White Cotton / Nylon Gloves



White Dress Cords

0628. Cadet Drum Major. The following insignia and accoutrements are authorised:



Drum Major Epaulette Slides

Consisting of four inverted chevrons surmounted by a drum.

Image Pending

Drum Major Sash

Dark blue sash worn over the left shoulder

Uniform Dress (CFAV)

0629. CFAV Performing with Cadet Bands. On some occasions it may be necessary for CFAV musicians to perform as part of a cadet band. Under these circumstances, for the sake of uniformity the following dispensations are allowed – but only while CFAVs are formed up within the ranks of a cadet band:

- a. RAFVR(T) Officers and WO / SNCO(ATC) are to wear the same uniform as the cadets in the band.
- b. RAFVR(T) officers and WO / SNCO(ATC) will wear berets when the rest of the band is similarly attired. RAFVR(T) Officers and WO / SNCO(ATC) should not wear brown/black gloves whilst formed up with the band.
- c. CIs may wear uniform that matches that being worn by the cadets (including beret with ATC beret badge and white belt) but without brassard or any other badges or insignia.

0630. CFAV are not to wear musician badges or dress cords.

0631. CFAV playing in pipe bands may wear Highland Dress as described in para 0616.

0632. Other CFAV band personnel, in addition to musicians playing in the Band, the Director of Music and the Bandmaster should be dressed in accordance with local parade orders for the event they are attending and are not permitted to parade with the Band.

0633. As soon as is practicable after falling-out from the ranks of the band CFAV are to adopt the form of dress appropriate to their rank or status.

Directors of Music and Bandmasters

0634. A cadet band should have appointed either (or both) a Director of Music (RAFVR(T)) and a Bandmaster (WO or SNCO (ATC)).

0635. Parade positions for Directors of Music and Bandmasters can be found in AP 3227 (RAF Band Drill).

0636. RAFVR(T) Officers and WOs / SNCOs (ATC) acting as the Director of Music (DoM) or Bandmaster (BM) with a cadet band should wear uniform in keeping with that of the cadets. Guidance is provided in the table below:

Occasion	Cadet Dress	DoM / BM
Training/Rehearsals	No 2C SD	No 2 (Full) / No 2A / No 2B SD
Formal Parade or Marching Band performance	No 2 (Full) / No 2A SD	No 1 SD (with or without medals as appropriate)
	No 1 SD (National Marching Band)	
Concert or Mess Function	No 2 (Full) / No 2A SD	No 1, No 4 or No 5 SD (with or without medals as appropriate)
	Salon Dress	
Miscellaneous	Highland Dress (where authorised)	No 1, No 4 or No 5 SD (as befits the occasion) or Highland Dress

0637. When No 1 SD is worn, Directors of Music and Bandmasters may wear white cotton/nylon gloves and carry a white conductor's baton.

0638. If a uniformed Director of Music or Bandmaster is not available, Civilian Instructors may act as a conductor for the band in a concert setting. Formal, smart attire should be worn for such events.

0639. Civilian Instructors are not permitted to take up the Director of Music or Bandmaster parade positions in a Marching Band, nor are they permitted to act as the Drum or Pipe Major.

0640. The Principal Director of Music (ACO) may, at their own expense, wear Full Dress Uniform (No 9A / No 10 SD) and accoutrements appropriate to his or her rank and appointment in accordance with the Dress Regulations promulgated by RAF HQ Music Services.

0641. The Corps Bandmaster is authorised to wear the RAF Musician Lyre surmounted by a crown on No 1 SD and No 5 SD. This badge is not to be worn by Region, Wing or Squadron Bandmasters.



No 1 SD



No 5 Mess Dress

Musician Lyre surmounted by a crown
Corps Bandmaster Only

ACO Band Drill & Ceremonial Drill Instructor

0642. The ACO Band D&C DI is appointed by CACWO with the authorisation of Head Quarters Air Cadets and the Principal Director of Music (ACO). In addition to successfully completing the ATF SSDIC course, the ACO Band D&C DI must be fully conversant with AP 3227 - Royal Air Force Band Drill.

0643. Uniform is to be worn in keeping with that of the cadets as follows:

- a. Training & Rehearsals - No 2 (Full) / No 2A / No 2B SD.
- b. Formal Parade / Marching Band Performance / Concert - No 1 SD (with or without medals as appropriate).
- c. A Pace Stick may be carried in accordance with para 0128.
- d. A white courlene belt may be worn in accordance with para 0140.
- e. Brown or black leather gloves (dependent on rank) should be worn, not white cotton/nylon gloves.

PRINCIPAL DIRECTOR OF MUSIC (ACO) PERFORMANCE DRESS



PDM (ACO) No 9A SD



PDM (ACO) No 10 SD

DIRECTOR OF MUSIC (ACO / REGION / WING / SQN) PERFORMANCE DRESS



Director of Music No 1 SD



Director of Music No 5 SD

CORPS / REGION / WING / SQN BANDMASTER PERFORMANCE DRESS



Bandmaster No 1 SD



Bandmaster No 5 SD

Region / Wing / Sqn Bandmasters are not permitted to wear the RAF Musician Lyre surmounted by a crown.

INTENTIONALLY BLANK

CHAPTER 7

ACO ORDERS OF DRESS – VGS (MALE & FEMALE)

CHAPTER 7

ACO ORDERS OF DRESS - VGS (MALE & FEMALE)

Contents	Para No
Introduction	
No 1, 2, 3, 4, 5, 6, 7 and 8 Dress	0701
No 14 Dress (Flying Clothing)	
Occasions For Wear	0702
Hat, Male Personnel	0703
Hat, Female Personnel	0704
No 14A Dress - Flying Suit – Authorised Ensemble	0705 - 0710
No 14B Dress - Cold Weather Flying Jacket (Optional)	0711
Cold Weather Trousers	0712
DPM Jacket	0713
No 14C Dress - Black Leather Flying Jacket (Optional)	0714
Mixing of Uniform	0715
Wearing of Anodised VRT and ATC Insignia with Rank Slides	0716
Illustration – No 14A & 14B Dress	
Illustration – No 14C Dress	

Introduction

This Chapter illustrates, through a selection of illustrations and explanatory notes, the various orders of dress for ACO VGS Personnel. It also stipulates the occasions on which each type of uniform should be worn.

No 1, 2, 3, 4, 5, 6, 7 and 8 Dress – RAFVR(T) Officers (Male and Female) and Non-Commissioned VGS

0701. The No 1, 2, 3, 4, 5, 6, 7 and 8 dresses are all identical to those prescribed for male personnel in Chap 2 and female personnel in Chap 3 of this manual and are worn on the same occasions.

No 14 Dress (Flying Clothing) – RAF Officers (Male and Female) and Non-Commissioned VGS

0702. Occasions for wear. No 14 Dress is worn by all ranks, when actively employed on VGS duties unless otherwise ordered. It is not to be worn routinely in off base areas (See Chap 1, Para 0110 regarding travel to and from work). It is not to be worn in public areas of Officers' or Sergeants' Messes after 1900 hrs daily. When employed on ground administrative duties or when a standard dress is ordered, VGS personnel should wear the standard RAF No 2 Dress.

0703. Hat – Male Personnel.

- a. **Officers VGS.** Male officers are to wear the service issue No 1 Officers SD hat, beret or a field service cap with No 14 dress.
- b. **Non-commissioned VGS** are to wear the No 1 Airmens SD hat, beret or field service cap with appropriate cap badge.

0704. Hat – Female Personnel. The head-dress options for female personnel are as follows:

- a. **Officers VGS.** Female commissioned officers may either wear their own style, No 1 Officers SD hat, beret, field service cap or the airwomen's No 1 hat, with appropriate hat badge.
- b. **Female non-commissioned VGS** personnel may wear either a No 1 Airwoman's SD hat, a beret or field service cap with appropriate cap badge.

0705. Flying Suit – (No 14A Dress). A clean, serviceable, approved pattern olive drab (OD) flying suit is to be worn with rank shoulder slides displayed on both epaulettes. Sleeves are to be rolled down and fastened at the cuffs by the velcro fastenings. Badges should be positioned as follows:

- a. Name badge and aircrew brevet (if awarded) – on the left breast, approximately 4" (10 cm) below the shoulder seam.
- b. Unit crest – left shoulder.
- c. Squadron badge – right shoulder.

Only one further qualification badge may be worn.

0706. Aircrew Vest. Only a Service issue OD aircrew vest or flame retardant Sqn vest is to be worn with the roll neck (if applicable) folded down once.

0707. Jersey. A standard Service issue OD jersey may be worn, at the individual's discretion.

0708. Socks. Green only.

0709. Boots. Black, approved pattern flying boots, which are to be polished with Service issue silicon boot polish only.

0710. Gloves. Only approved pattern, Service issue gloves are to be worn.

0711. Cold Weather Flying Jacket – (No 14B dress). A Service issue cold weather flying jacket may be worn with a flying suit, at the individual's discretion. Appropriate badges of rank are to be worn and the jacket is to be fastened by both zip and buttons, with the cuffs secured by the velcro strips. **See Para 0715.**

0712. Cold Weather Trousers. Cold weather trousers may be worn for flying and squadron duties however; they are not to be worn in Officers' or Sergeants' Messes. **See Para 0715.**

0713. DPM Jacket. A CS95/MTP-PCS outer jacket may be worn with flying clothing, in place of a cold weather flying jacket, at the individual's discretion. **See Para 0715.**

0714. Blue Leather Flying Jacket – (No 14C dress). A blue leather flying jacket of the standard approved pattern (in accordance with **RAF GAI 6076**) may be purchased at personal expense and worn with flying clothing, on the ground only. **See Para 0715.**

0715. Mixing of Uniform. Cold weather flying jackets, cold weather trousers, CS95/PCS-MTP outer jackets and black leather flying jackets, are only for wear with service issue flying suits. Under no circumstances are any of these items to be worn with other orders of dress e.g. No 2 Dress uniform.

0716. Wearing of Anodised VRT and ATC Insignia with Rank Slides. RAFVR(T) and ATC wearing of insignia has not been ratified because of FOD hazards, however this only applies within the aircraft and the threshold area of FOD. Insignia must be worn outside the threshold area at all times.

RAF No 14 DRESS – VGS – MALE AND FEMALE

**ANNODISED VR(T) OR ATC INSIGNIA ARE NOT TO BE WORN WITHIN FOD AREAS.
INSIGNIA MUST BE WORN AT ALL OTHER TIMES BY VR(T) AND WO/SNCO(ATC)**



RAF No 14A VGS Officer



RAF No 14A VGS Instructor Cadet



RAF No 14B VGS (Optional)



RAF No 14C DRESS VGS
Shown with optional Field service cap
Optional Flying leather jacket
(in accordance with **RAF GAI 6076**)

INTENTIONALLY BLANK